

Owen Sound Police Services Board

Wednesday, October 26, 2022

PUBLIC SESSION MINUTES

Members Present: J. Thomson (Chair), G. Pierce, J. Sampson, I. Boddy

Absent with Regrets: J. Tamming

Management Present: Chief C. Ambrose, Inspector J. Fluney, Inspector D. Bishop

Guests Attending: Strategic Crime Analyst - M. Gloade

Guests Attending:
(Via Zoom) Tim Simmonds- City Manager

Minutes: K. Wardell

1. Call to Order

Chair Thomson called the meeting to order at 10:08 a.m.

A minute of silence was observed in honour of the 5 Officers who had recently lost their lives in the line of duty.

"Prior to today's meeting, the Board met in closed session to review and discuss matters that in their opinion fell under Section 35 (4) of the Police Services Act, R.S.O 1990 c. P.15 and as per the Owen Sound Police Services Board BY-LAW NO. 2019-01 Section 19.1 Closed Items."

2. Approval of the Agenda

Moved by I. Boddy, seconded by J. Sampson.

"That the agenda dated October 26, 2022, be approved." **CARRIED**

3. Declaration of Conflict of Interest arising out of the Minutes and Matters Listed on the Agenda. HEARING NONE

4. Presentations, Deputations, and Public question period.

a) Presentation from Strategic Crime Analyst M. Gloade

Moved by G. Pierce, seconded by J. Sampson.

*“That the Proposed Workplan and Timelines for Development of OSPS Strategic Plan 2023-2026 presented by M. Gloade be approved.” **CARRIED***

5. Confirmation of the Minutes of the Public Session held September 28, 2022.

Moved by J. Tamming, seconded by G. Pierce.

*“That the minutes dated September 28, 2022, be approved.” **CARRIED***

**6. Business arising out of the Public Session Minutes of the September 28, 2022.
HEARING NONE**

7. Correspondence received

- a) Crime Stoppers Grey Bruce Coordinator’s Report July 1 to September 30, 2022

8. Chairman’s Report

The Chair noted Chief Ambrose, and himself will be attending the OAPC Labour Conference in Toronto on November 9th and 10th.

9. Reports from Inspector D. Bishop

- Inspector Bishop presented the following reports
 - a) Criminal Investigations Branch
 - b) Drug Enforcement and Intelligence
 - c) Auxiliary Unit Report
 - d) Community Oriented Response & Enforcement Unit

10. Reports from Inspector J. Fluney

- Inspector Fluney presented the following reports
 - a) Collision Statistics
 - b) Community Services Office
 - c) Lost Hours and Training
 - d) Front Line Patrol

11. Reports from Director of Civilian Services K. Fluney

- Inspector Bishop presented the following reports on behalf of Director Bishop
 - a) Board By-laws - 2021 and 2022
 - b) Court - 2021 and 2022
 - c) Records - 2021 and 2022

12. Report from Director of Corporate Services S. Bell-Matheson

- Inspector Fluney presented the following reports on behalf of Director Bell-Matheson

13. Report from Director of Information Technology Services C. Hill

- Inspector Fluney presented the following reports on behalf of Director Hill

14. Financial Reports from the Chief of Police

- a) Financials

Chief Ambrose reviewed the financials ending September 30, 2022, and noted that there is currently a deficit of 1.7%, he reported that it is mainly being driven by civilian increased staffing cost and training. He added they have been trying to recruit part-time dispatch staff to reduce the amount of overtime being paid out. He referred to an overage in the equipment of \$110,000 with the new implementation of the Huron County Radio system which will be mostly recouped in the last quarter. The city finance provided a projection to the end of the year and noted an overage of \$200,000, Chief Ambrose added that it does not include the revenue for the equipment or the dispatch revenue for services that have been taken on for Huron County until the end of the year. Chief Ambrose advised that with the additional revenue, the budget will be balanced by the end of the year.

As there were no requests for action in any of the above reports and were provided for information purposes, they will be placed on file with the minutes of this meeting for future reference.

- b) Approval of Outstanding Accounts for Payment

Moved by G. Pierce, seconded by J. Sampson.

"That the payment for outstanding accounts of \$ 78,392.65 for the period September 1st, 2022, to September 30th, 2022, be approved." **CARRIED**

15. Operating Reports from the Chief of Police

- a) Chief's Activity Report
-

As there were no requests for action in any of the above report and was provided for information purposes, it will be placed on file with the minutes of this meeting for future reference.

16. Other Items and New Business

- a) 2023 OSPSB Meeting Dates
- b) Crime Stoppers "Crime of the Week" Service

Moved by J. Sampson, seconded by G. Pierce.

"That the Board will donate \$2000.00 to Crime Stoppers towards the "Crime of the Week" Service." **CARRIED**

- c) Update on progress with By-law/policy review plan

K. Wardell advised that D. Preston had picked up the board bylaws on October 24, 2022, and will begin the process of updating and reviewing them. Updates will be given to the board monthly during the open sessions.

Chief Ambrose added that all police policies and procedures except one have been reviewed.

Staff members will be tracked, and a record will be kept once they have read each policy and procedure.

- d) Owen Sound Festival of Northern Lights Sponsorship

Moved by G. Pierce and, seconded by I. Boddy.

"That the OSPSB and the OSPA will equally split the \$1000.00 Gold Sponsorship for the Owen Sound Festival of Northern Lights." **CARRIED**

17. Termination of the Public Meeting

As the board had dealt with all of the items on the agenda, and there being no additional business to conduct, the chair declared the open session to be terminated at 11:20 a.m.

Next meeting: Wednesday, November 23, 2022



Report to the Board

Police Resources and Reported Crime, 2021

From: Marg Gloade, Strategic Crime Analyst

Date: October 26, 2022

Thank you for the warm welcome to Owen Sound Police Service (OSPS). I look forward to using my 25+ years experience as a civilian professional in municipal policing with OSPS.

In the September 28, 2022, Board meeting package, Chief Ambrose highlighted the 2021 Crime Severity Index (CSI) in Owen Sound and Canada which was released on August 2nd by Statistics Canada. In this report, additional details on the annual 2021 police-reported crime and the annual police administration survey are presented along with some statistical comparisons with other municipal police services for context. This background information will help set the stage for the Service's next strategic plan.

Police Personnel

Since 1962, Statistics Canada has conducted the annual Police Administration Survey (PAS) which includes data on police personnel and expenditures. Because of the pandemic, data for 2020 was not collected. In March 2022, key trends in police resources across Canada from the 2021 PAS were presented in the attached Infographic (slide 2) and data tables were made available.

There are over 40 municipal police services in Ontario, ranging from Toronto Police Service with almost 5000 authorized sworn officers serving 3 million people, to Gananoque Police serving 5500 people with 15 authorized sworn officers. Of these municipal police services in Ontario, in 2021 there were 18 or 43% serving populations of less than 50,000 including OSPS, all with unique characteristics, geography, population density, different population draws, and/or student populations (slide 3). OSPS' authorized number of police officers (Board approved and budget allocated) has remained at 41 since 2009. The 2021 census recorded the City of Owen Sound's population at 21,612; Statistics Canada's PAS survey

uses a population figure of 22,657; and the 2017 Owen Sound Market Area Data Report projected the 2021 Owen Sound Trade Area population at 39,336 (slide 4).

The number of police officers per population or “cop:pop” is a traditional measure of comparing police resources. With 41 authorized sworn officers in 2021, OSPS’ cop:pop of 181 is on par with Ontario, Canada, and the average of 175 for these smaller police services (slide 5). The baseline population has a significant influence on the cop:pop ratio. For example, using a projected Market Area population of 39,000 drops the Owen Sound cop:pop ratio to 105. The available police personnel to the demands of the population are key considerations to the level of police services provided to, and expected by, the community.

In terms of actual personnel (the day-to-day number of people on the payroll that varies due to hires, retirements, resignations etc.), the PAS takes a snapshot as of May 15th each year. OSPS’ actual sworn personnel was at a high of 82 at this point in time (slide 6). Like the national trends, the number of civilian personnel is increasing (from 29 in 2019 to 42 in 2021), and the percentage of female officers is rising slightly (from 17% to 18%). There are now several sworn members from a population group designated as visible minority.

Police-Reported Crime

Criminal Code violations generally account for less than a third of all police calls for service. Police-reported crime statistics reflect police response to incidents that have already occurred and laying of appropriate charges after investigating. Police-reported crime statistics can also be influenced by different police priorities and targeted police enforcement, as well as the community’s level of trust and confidence reporting crimes to police. In August, key data and trends in police-reported crime across Canada were released and presented in the attached Infographic (slide 7).

Incidents of crime are connected to other social determinants of health, e.g. addictions, mental health, homelessness, and are not police issues alone. For some context, the total, violent, and non-violent Crime Severity Indices (CSI) are presented for Owen Sound, alongside the other municipal police agencies serving populations less than 50,000. Owen Sound’s Violent CSI was at 128 in 2021 after dropping 6.3% from 2020, and was above the Violent CSI of Ontario, Canada, and the average of 88.5 among other smaller municipal police services (slide 8). Owen Sound’s Non-Violent CSI, at 90 in 2021, was also above Ontario, Canada, and the 74.6 average of other small police services, even with a 9.4% decrease from 2020 (slide 9).

Clearance rates represent the portion of criminal incidents cleared by charge or cleared otherwise by police. The total weighted clearance rate takes into account both violent and non-violent offences and weights by severity. In 2021, Owen Sound’s total weighted clearance rate of 56% was higher than Ontario, Canada and the average of 47.3% among the other smaller police services (slide 10).

In terms of actual counts of criminal violations, there were 1,994 Criminal Code violations reported to OSPS in 2021, or 2,084 if traffic and federal statute violations are included. This was an overall decline of about -7% from 2020 (slide 11).

There were 549 reported violent crimes or crimes against persons in Owen Sound in 2021, which were down by -13% (slide 12). Level one assaults (174), uttering threats (136), and criminal harassment (97) were the most numerous offences in this category. First degree murder (1), assault against a peace

office (13), and indecent/harassing communications (22) were offences that increased in volume during 2021.

Non-violent crimes include both crimes against property (901) and other Criminal Code offences (544), which were both down in 2021 by -5.2% and -2.6% respectively (slide 13). Thefts under \$5000 (462), administration of justice violations such as fail to comply with order or breach of probation (369), mischief (164), fraud (154), and disturb the peace (101) were the most numerous offences in this category. Some of the specific non-violent offences that increased in 2021 include: theft \$5000 or under from a motor vehicle, counterfeiting, weapons possession contrary to order, breach of probation, and trespass at night.

Dividing the total criminal code violations by the total authorized sworn officers in a police service offers an indication of the criminal workload per officer. On average, police officers at OSPS handled 49 criminal offences each during 2021, compared to 21 in Ontario or 28 in Canada (slide 14). This is higher than the average of 36 handled within other small Ontario municipal police services. It is also important to emphasize that this does not include the many non-criminal matters that place demands on police such as mental health, check wellbeing, disputes, missing persons, or sudden deaths, and does not include any community policing or proactive activities.

OSPS continue to work with community partners and are committed to community policing efforts that will address long term solutions to issues influencing the safety and wellbeing of Owen Sound. The police resources and reported-crime statistics are important context as the Service looks ahead to the next strategic priorities.

Attachments:

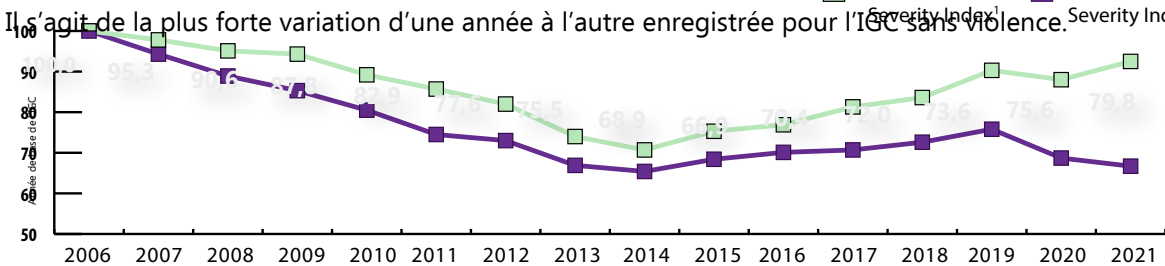
- Police Personnel and Expenditures in Canada, 2021, Infographic. March 2022. Statistics Canada.
- Police-Reported Crime Statistics in Canada, 2021, Infographic. August 2022. Statistics Canada.
- Powerpoint presentation "OSPS Police Resources and Reported Crime, 2021"

Police-reported crime in Canada, 2021

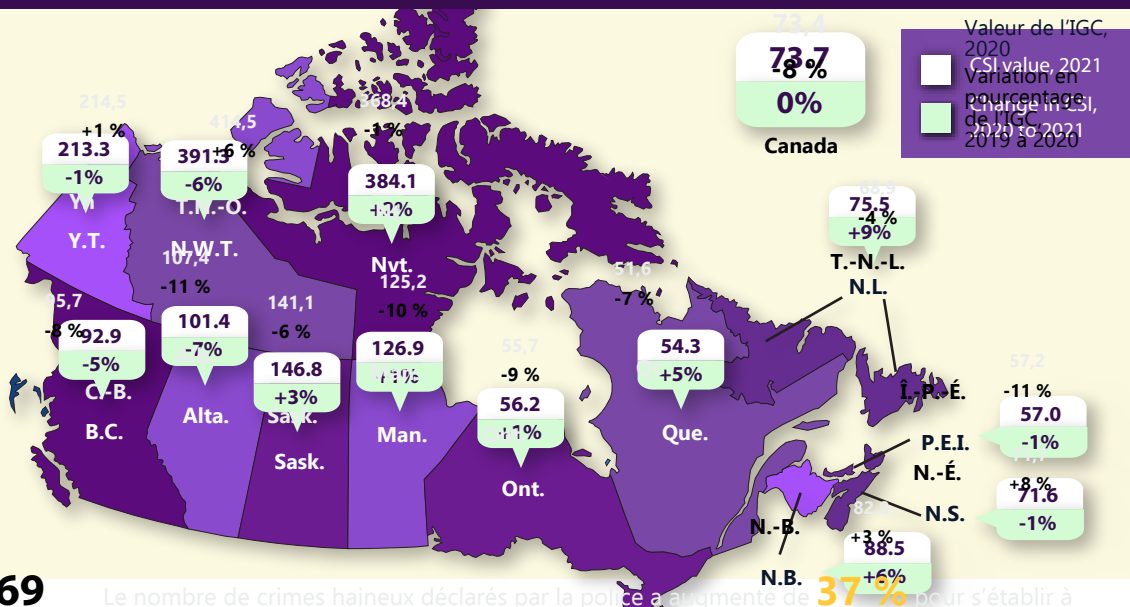
CRIMES DÉCLARÉS PAR LA POLICE EN 2020



Rise in police-reported violent crime and continued drop in non-violent crime reflect shifts in the nature of overall crime in Canada in 2021



EN 2020, LA PLUPART DES PROVINCES ET UN TERRITOIRE ONT AFFICHÉ UNE BAISSSE DE L'IGC. In 2021, there were varied changes in the CSI among the provinces and territories



2 669

Le nombre de crimes haineux déclarés par la police a augmenté de 27 % pour s'établir à 2 669 affaires.

INFRANCTIONS CONTRE L'ADMINISTRATION DE LA JUSTICE -17 %

743 VICTIMES

AGRESSION SEXUELLE (NIVEAU 1) -9 %



à avoir augmenté par rapport à l'année précédente. The rate of police-reported opioid offences (excluding heroin) increased 13% in 2021. Of all specific drug offences, opioid offences were the only ones to have increased throughout the first two years of the pandemic.

LES 5 PLUS FORTES HAUSSES ET LES 5 PLUS FORTES BAISSSES DE L'IGC

5 LARGEST INCREASES AND DECREASES IN THE CSI IN CENSUS METROPOLITAN AREAS (CMA)

Peterborough

Grand Sudbury

Kingston

Victoria

Saguenay

Halifax

Moncton

Belleville

Thunder Bay

Calgary

Ottawa

Barrie

Toronto

Vancouver

Lethbridge and Brantford

Calgary

Ottawa

Barrie

Toronto

Vancouver

Lethbridge and Brantford

Calgary

Ottawa

Barrie

Toronto

Vancouver

Lethbridge and Brantford

Calgary

Ottawa

Barrie

Toronto

Vancouver

Lethbridge and Brantford

Calgary

Ottawa

Barrie

Toronto

Vancouver

Lethbridge and Brantford

Calgary

Ottawa

Barrie

Toronto

Vancouver

Lethbridge and Brantford

Calgary

Ottawa

Barrie

Toronto

Vancouver

Lethbridge and Brantford

Calgary

Ottawa

Barrie

Toronto

Vancouver

Lethbridge and Brantford

Calgary

Ottawa

Barrie

Toronto

Vancouver

Lethbridge and Brantford

Calgary

Ottawa

Barrie

Toronto

Vancouver

Lethbridge and Brantford

Calgary

Ottawa

Barrie

Toronto

Vancouver

Lethbridge and Brantford

Calgary

Ottawa

Barrie

Toronto

Vancouver

Lethbridge and Brantford

Calgary

Ottawa

Barrie

Toronto

Vancouver

Lethbridge and Brantford

Calgary

Ottawa

Barrie

Toronto

Vancouver

Lethbridge and Brantford

Calgary

Ottawa

Barrie

Toronto

Vancouver

Lethbridge and Brantford

Calgary

Ottawa

Barrie

Toronto

Vancouver

Lethbridge and Brantford

Calgary

Ottawa

Barrie

Toronto

Vancouver

Lethbridge and Brantford

Calgary

Ottawa

Barrie

Toronto

Vancouver

Lethbridge and Brantford

Calgary

Ottawa

Barrie

Toronto

Vancouver

Lethbridge and Brantford

Calgary

Ottawa

Barrie

Toronto

Vancouver

Lethbridge and Brantford

Calgary

Ottawa

Barrie

Toronto

Vancouver

Lethbridge and Brantford

Calgary

Ottawa

Barrie

Toronto

Vancouver

Lethbridge and Brantford

Calgary

Ottawa

Barrie

Toronto

Vancouver

Lethbridge and Brantford

Calgary

Ottawa

Barrie

Toronto

Vancouver

Lethbridge and Brantford

Calgary

Ottawa

Barrie

Toronto

Vancouver

Lethbridge and Brantford

Calgary

Ottawa

Barrie

Toronto

Vancouver

Lethbridge and Brantford

Calgary

Ottawa

Barrie

Toronto

Vancouver

Lethbridge and Brantford

Calgary

Ottawa

Barrie

Toronto

Vancouver

Lethbridge and Brantford

Calgary

Ottawa

Barrie

Toronto

Vancouver

Lethbridge and Brantford

Calgary

Ottawa

Barrie

Toronto

Vancouver

Lethbridge and Brantford

Calgary

Ottawa

Barrie

Toronto

Vancouver

Lethbridge and Brantford

Calgary

Ottawa

Barrie

Toronto

Vancouver

Lethbridge and Brantford

Calgary

Ottawa

Barrie

Toronto

Vancouver

Lethbridge and Brantford

Calgary

Ottawa

Barrie

Toronto

Vancouver

Lethbridge and Brantford

Calgary

Ottawa

Barrie

Toronto

Vancouver

Lethbridge and Brantford

Calgary

Ottawa

Barrie

Toronto

Vancouver

Lethbridge and Brantford

Calgary

Ottawa

Barrie

Toronto

Vancouver

Lethbridge and Brantford

Calgary

Ottawa

Barrie

Toronto

Vancouver

Lethbridge and Brantford

Calgary

Ottawa

Barrie

Toronto

Vancouver

Lethbridge and Brantford

Calgary

Ottawa

Barrie

Toronto

Vancouver

Lethbridge and Brantford

Calgary

Ottawa

Barrie

Toronto

Vancouver

Lethbridge and Brantford

Calgary

Ottawa

Barrie

Toronto

Vancouver

Lethbridge and Brantford

Calgary

Ottawa

Barrie

Toronto

Vancouver

Lethbridge and Brantford

Calgary

Ottawa

Barrie

Toronto

Vancouver

Lethbridge and Brantford

Calgary

Ottawa

Barrie

Toronto

Vancouver

Lethbridge and Brantford

Calgary

Ottawa



Report to the Board

Planning the next Strategic Plan 2023-2026

From: Marg Gloade, Strategic Crime Analyst

Date: October 26, 2022

The Police Services Act (PSA) requires that all Police Service Boards in Ontario prepare a business plan every three years. Under the new Community Safety and Police Act, 2019, a Police Service Board's Strategic plan duties are outlined in Part IV, section 39, with review and revision at least once every four years. The strategic plan shall include quantitative and qualitative performance objectives and indicators of outcomes related to core areas of policing, shall address interactions with youth, members of racialized groups, members of First Nation, Inuit and Métis communities, and persons who appear to have a mental health condition. The strategic plan must also provide an overview of the consultations conducted in preparing the plan as per subsection (3).

The current Owen Sound Police Service (OSPS) Operations Plan outlines strategic priorities and objectives to be undertaken to achieve these priorities from 2020-2022. This Board report outlines a proposed workplan and timelines to review, revise, and draft a new OSPS Strategic Plan for 2023-2026.

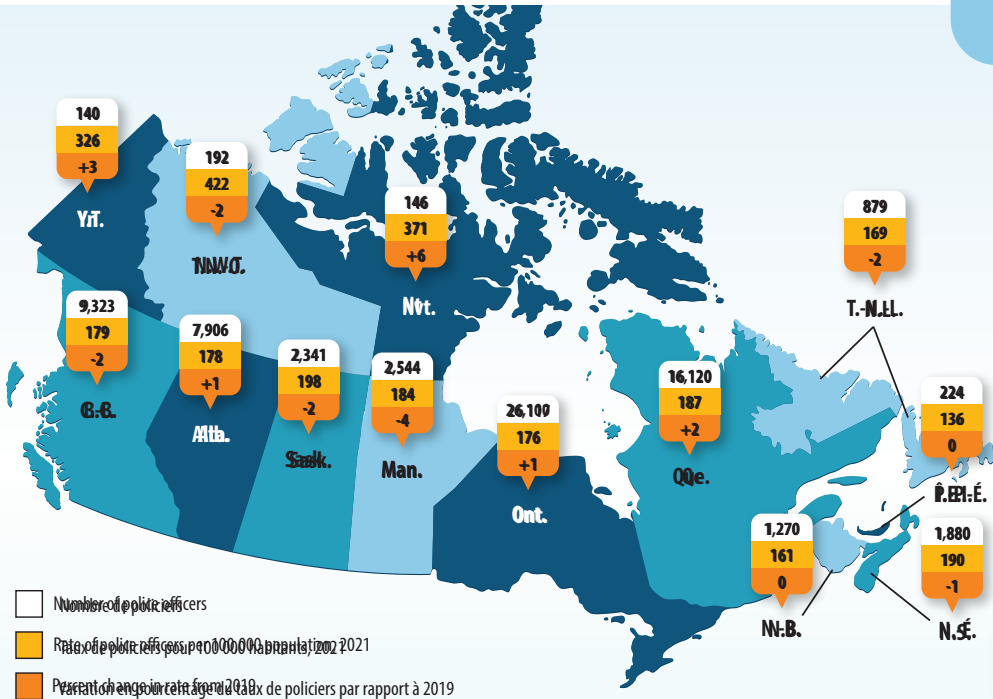
**Proposed Workplan and Timelines for Development of
OSPS Strategic Plan 2023-2026**

Key Tasks	Timeline
Present Proposed Workplan and Timelines for development of OSPS Strategic Plan 2023-2026 to PSB	Oct.26, 2022 PSB
New municipal council commence term	Nov.15, 2022
Report on the progress of the OSPS Operations Plan 2020-2022 , including achievements, challenges, carry forwards	Nov.23, 2022 PSB
Conduct External Consultations to identify needs and concerns regarding policing in Owen Sound <ul style="list-style-type: none"> • Community Online Survey to measure community's trust and satisfaction with Owen Sound Police, feelings of safety, and policing priorities in the community <ul style="list-style-type: none"> ○ Marketed through social media, press releases, partner agencies ○ Specific reach out at meetings/events with priority populations ○ Hardcopy alternative made available at OSPS front desk and key locations throughout community ○ Potentially include youth with email to parents through school boards asking for consent • Two facilitated workshops to gather direct feedback from key partners on policing needs, concerns, priorities with groups such as: <ul style="list-style-type: none"> ○ Municipal staff and elected officials (after Nov.15th) ○ School Boards ○ Georgian College, Owen Sound Campus ○ Grey Bruce Health Unit ○ Bruce Grey Child & Family Services ○ Community organizations (e.g. Owen Sound River District, United Way of Bruce Grey, Victim Services of Bruce Grey Perth, YMCA of Owen Sound Grey Bruce, M'Wikkwedong Native Cultural Resource Centre, 2SLGBTQ+ Community, New Comers, Developmental Disability Community, Muslim Community) 	Nov.-Dec. 2022
Conduct Internal Consultations to identify members' needs and concerns regarding policing in Owen Sound <ul style="list-style-type: none"> • Member Online Survey marketed through internal communication, briefings 	Nov.-Dec. 2022
Consider the Grey-Bruce Community Safety and Wellbeing Plan	Nov.-Dec. 2022
Consider requirements of the new Community Safety and Policing Act	Nov.-Dec. 2022
Update on consultations and review OSPS Vision, Mission and Values with the Board	Dec.21, 2022 PSB
Summary of consultations + preliminary themes/priorities with the Board	Jan.2023 PSB
Draft Strategic Plan with goals, objectives, performance measurements	Feb.2023 PSB

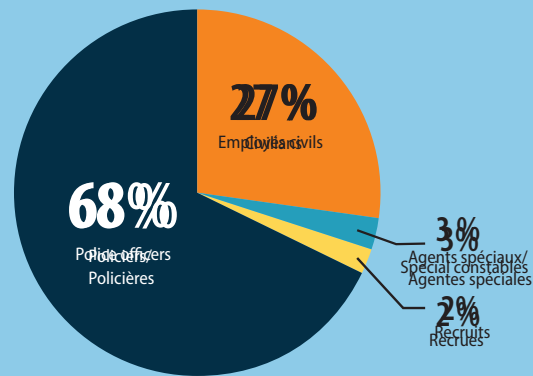
IN CANADA, 2021

NOMBRE DE POLICES PAR PROVINCE AND TERRITORY

As of May 2022, there are 37,116 police officers in Canada, 1,267 more than in 2019. This represents a 3.3% increase from 100,000 in 2019, or 1.3% if stable from two years earlier.¹



**EFFECTIEF DES
POLICE PERSONNEL
SERVICES DE POLICE**



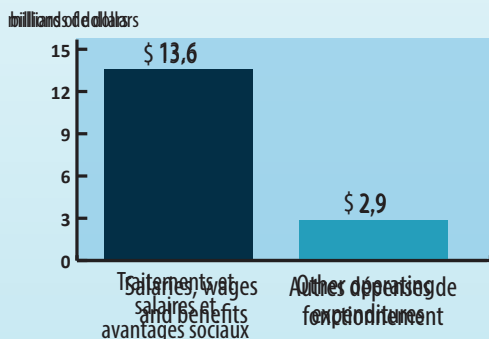
**Top 10 mesures
prises en place par
les services de police en
réponse à la pandémie
in response to the
pandemic**
Ajustement des méthodes

- Changes to the pandemic**
- 1. Ajustement des méthodes de formation (88 %)
 - 2. Adjustment of training methods (88 %)
 - 2. Changement de méthodes de travail (77 %)
 - 3. Change in the workplace layout (77%)
 - Change to how police services deal with suspects in cells (76%)
 - Changements d'horaire de travail (70 %)
 - Change of work schedule (70%)
 - Télétravail (65 %)
 - Teleworking (65%)

Les services de police canadiens reçoivent 1,8 million de demandes d'intervention

**DÉPENSES DE FONCTIONNEMENT
DES SERVICES DE POLICE
POLICE OPERATING EXPENDITURES**

Les dépenses de fonctionnement des services de police se sont élevées à **16,5 milliards de dollars** en 2020/2021, en hausse de 5 % par rapport à 2018/2019.



POLYETHYLENE DONT UNE PETITE MINORITÉ DE MONOMÈRES VINS²

8% 8% of police officers were members of a population group designated as a visible minority

40% of officers said they were hidden by

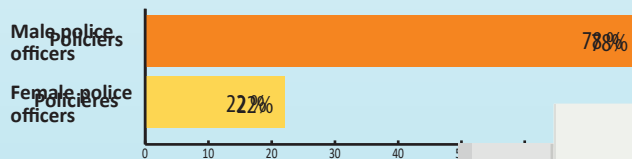


Released: \$23 million in dollars
and did not release related to the
equipment dependent on pressure
in 2020/2021 to adequately
dealing and the COVID-19.



Unjust power 4 in 10 police officers reported
indicating that 20% or more of their personnel had
been absent from work for at least one
day at some point in 2020/2021. In 2020-2021,
the COVID-19 pandemic COVID-19.

FEMMES EN POSITIONS DE POLICE



- In 2021, there were **494 more** female police officers than in 2019.
- **18%** of commissioned officers and **20%** of non-commissioned officers were women.
- Women accounted for **70%** of police positions in police service police.
- **33%** of special constables and **91%** of reserves were women.

1. Les données pour le Canada comprennent le personnel affecté aux opérations, au Quartier général, à l'École de la GRC, Division Dépôt et aux laboratoires judiciaires de la Gendarmerie royale du Canada. Ces données ne sont pas représentées sur la carte.
2. Canada includes personnel from the Royal Canadian Mounted Police operation and corporate headquarters, training academy depot division and forensic labs. They are not represented on the map.



Owen Sound Police Service

Police Resources and Reported Crime, 2021

October 26, 2022



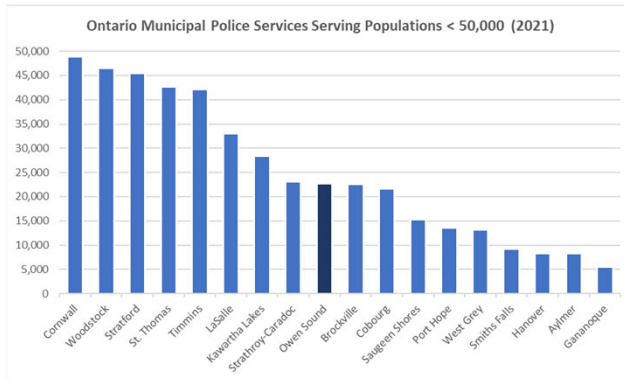
Police Resources Across Canada, 2021

- ▶ Attached Infographic (released March 2022) highlight key trends:
 - The rate of police strength in Canada remains stable from 2019
 - Police services spend nearly \$33 million on personal protective equipment in 2020/2021
 - Calls for service drop in 2020/2021
 - The number of female officers in all ranks grows
 - Fewer than 1 in 10 police officers are members of a population group designated as a visible minority
 - The representation of Indigenous people in police services is close to the proportion seen in the 2016 Census
 - The number of civilian employees in police services is increasing
 - Police operating expenditures rise 5% compared with 2018/2019

Source: Statistics Canada, March 31, 2022. Police personnel and expenditures in Canada, 2021.

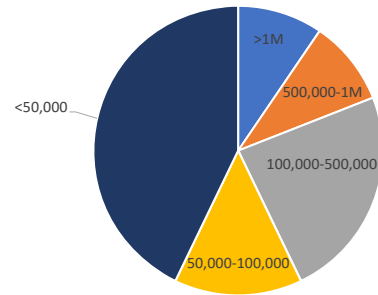


Ontario Municipal Police Services

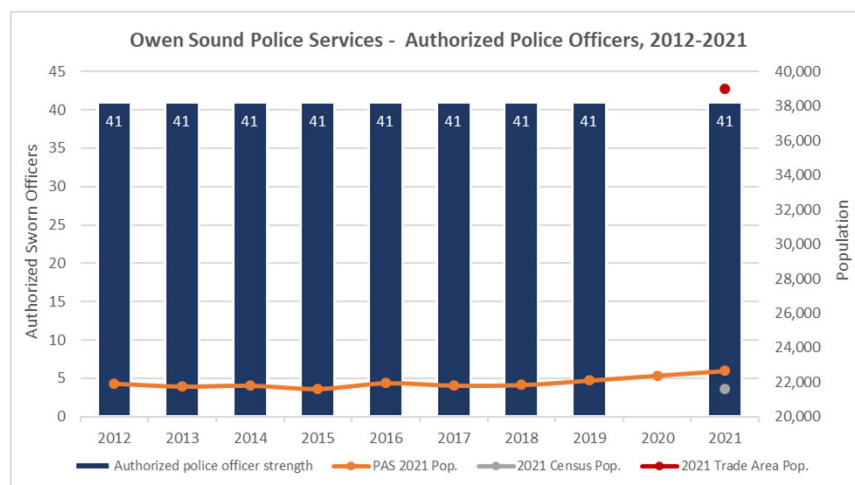


Source: Statistics Canada, March 31, 2022. Police personnel and expenditures in Canada, 2021.

Ontario Municipal Police Services and the Population Served (2021)



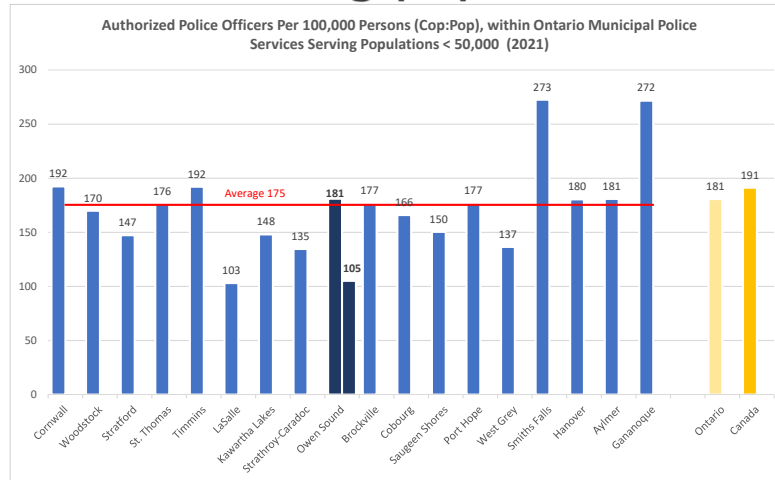
OSPS Authorized Strength 2012-2021



Source: Statistics Canada, March 31, 2022. Police personnel and expenditures in Canada, 2021.



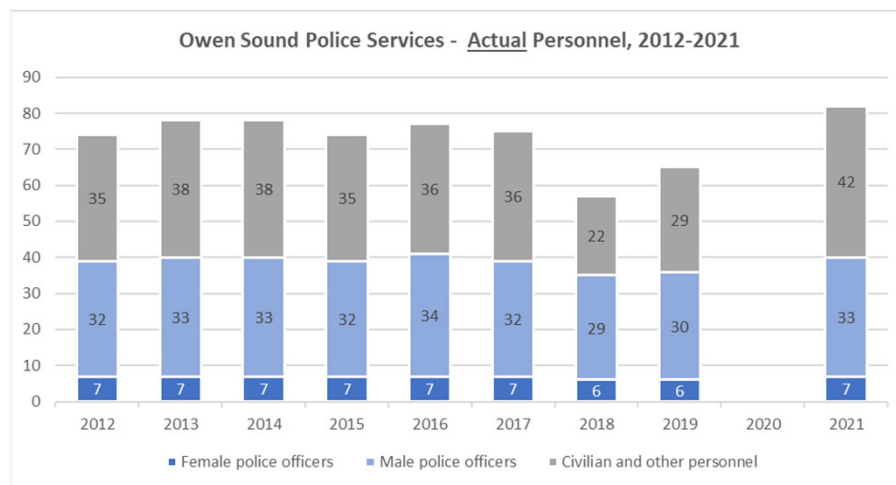
Police to Population in Ontario municipal police services serving populations <50,000



Source: Statistics Canada, March 31, 2022. Police personnel and expenditures in Canada, 2021.



OSPS Actual Personnel 2012-2021



Source: Statistics Canada, March 31, 2022. Police personnel and expenditures in Canada, 2021.



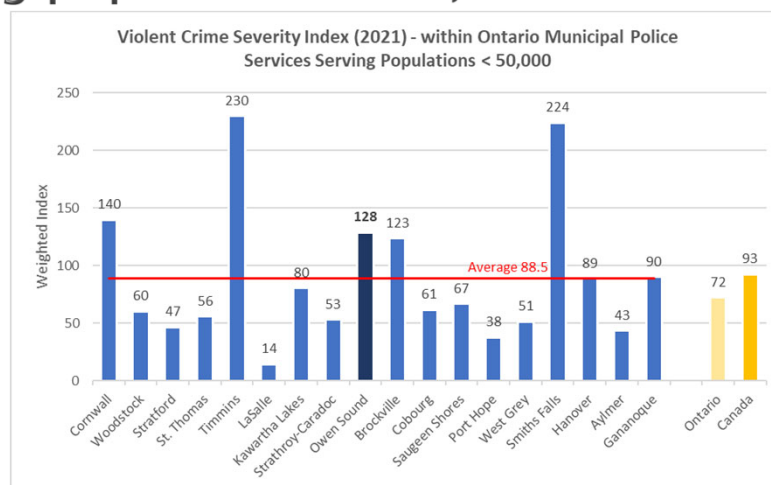
Police-Reported Crime in Canada, 2021

- ▶ Attached Infographic (released August 2022) highlight key trends:
 - COVID-19 pandemic continued to impact economy, health care system, and society in general throughout 2021
 - Violent CSI rose 5% in 2021, reaching a level higher than the beginning of the pandemic
 - Non-Violent CSI continued to decline after a 9% drop in 2020 – previously there were five years of increases
 - Ontario reported a 1% increase in the CSI, impacted by relatively large increases in Level 1 sexual assault
 - Continued increase in offences related to criminally harassing and threatening behaviours
 - Police-reported hate-motivated crime rises sharply for second year in a row
 - Rates of violent and non-violent CC firearm offences up for seventh consecutive year
 - National homicide rate increases for third consecutive year
 - Police-reported opioid offences continue to increase during pandemic
 - Continued decrease in rates of b&e, thefts, and robbery

Source: Statistics Canada, August 2, 2022. Police-reported crime in Canada, 2021.



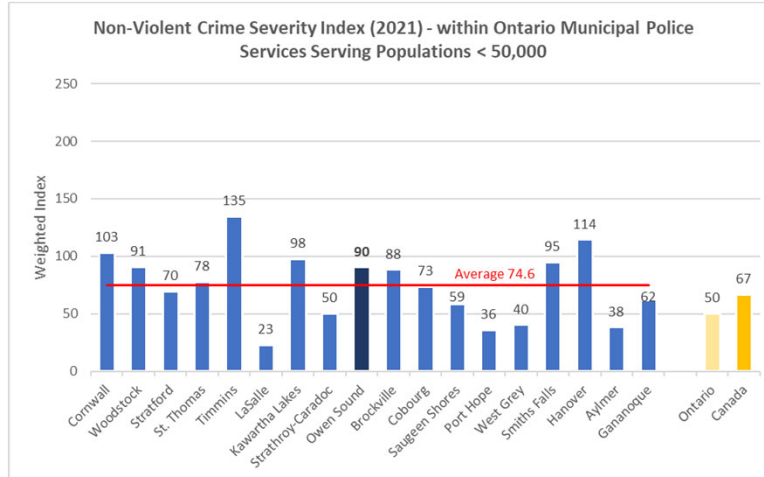
Violent CSI in Ontario municipal police services serving populations <50,000



Source: Statistics Canada, August 2, 2022. Police-reported crime in Canada, 2021.



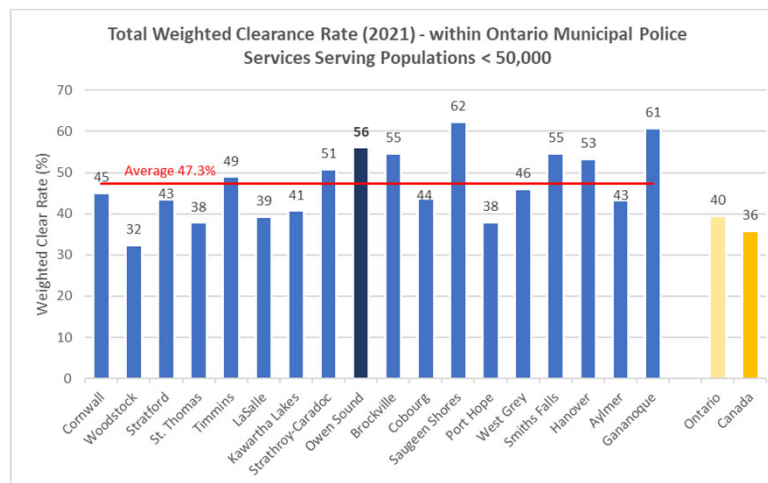
Non-Violent CSI in Ontario municipal police services serving populations <50,000



Source: Statistics Canada, August 2, 2022. Police-reported crime in Canada, 2021.



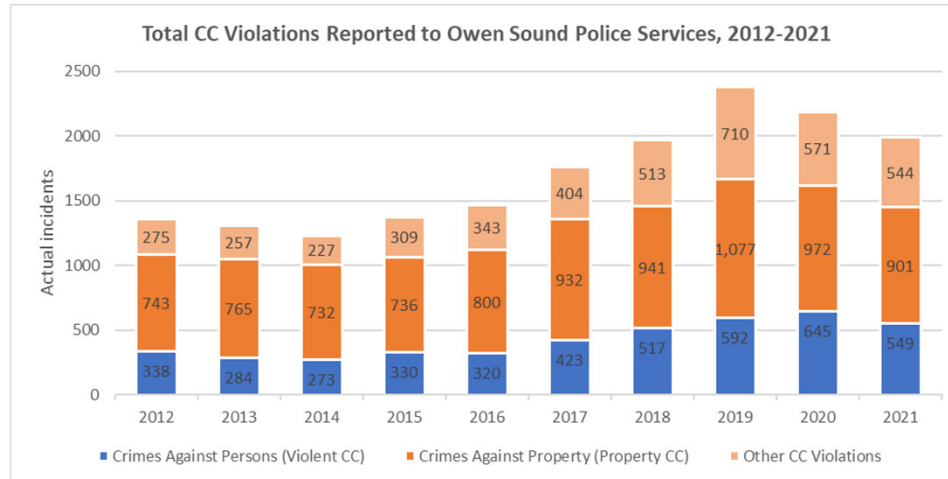
Total Weighted Clearance Rate in Ontario municipal police services serving populations <50,000



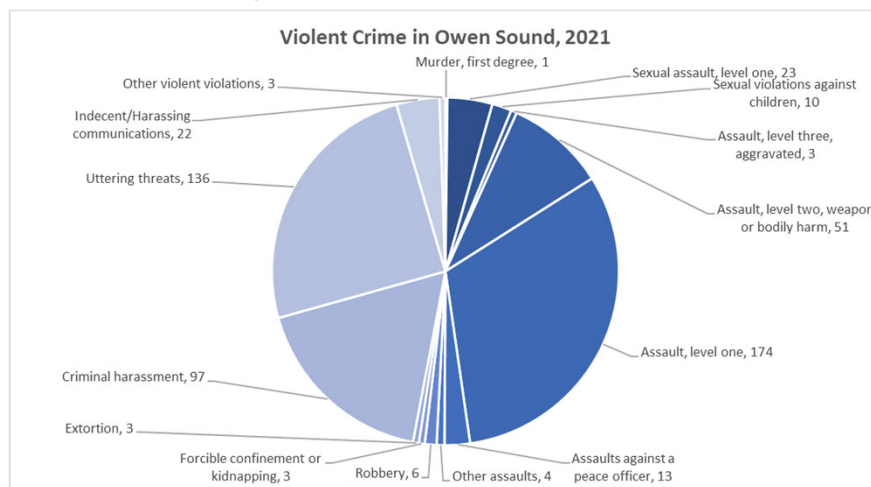
Source: Statistics Canada, August 2, 2022. Police-reported crime in Canada, 2021.



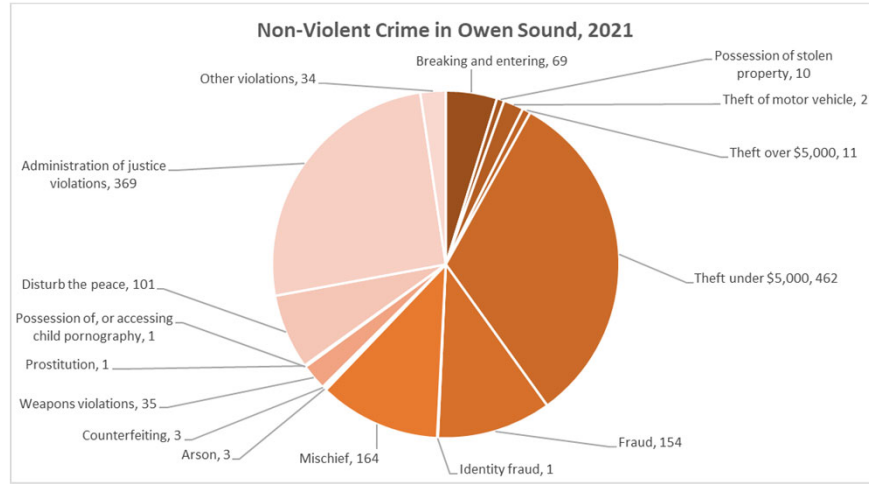
Police-reported crime to OSPS, 2021



Violent crime (crimes against persons) reported to OSPS, 2021



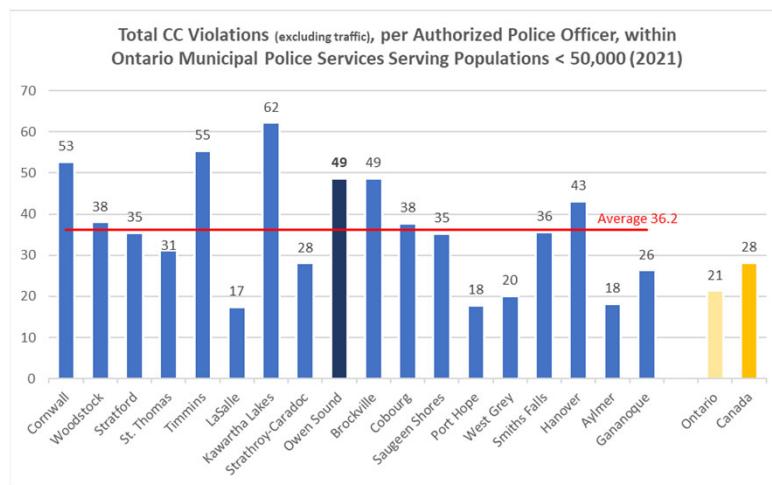
Non-Violent crime (crimes against property and other CC violations) reported to OSPS, 2021



Source: Statistics Canada, August 2, 2022. Police-reported crime in Canada, 2021.




Criminal workload per officer in Ontario municipal police services serving populations <50,000



Source: Statistics Canada, August 2, 2022. Police-reported crime in Canada, 2021; and Statistics Canada, March 31, 2022. Police personnel and expenditures in Canada, 2021.







Crime Stoppers of Grey Bruce Inc.

P.O. Box 1119, Owen Sound, Ontario N4K 6K6

1-800-222-TIPS (8477)

Submit a Secure Web-Tip at cstip.ca or get the P3 Tips Mobile App

Phone: 519 371-6078

eMail: crimestopgb@bmts.com

Fax: 519 371-1275

Web: crimestop-gb.org



MOBILE TIPS

Program Coordinator's Report JULY 1 TO SEPTEMBER 30, 2022 – Q3 Drew Kalte

DISTRIBUTION

Board of Directors, Crime Stoppers of Grey Bruce
OPP GHQ Orillia
Grey Bruce OPP
South Bruce OPP
Blue Mountains OPP
Owen Sound Police Service
Hanover Police Service
Saugeen Shores Police Service
West Grey Police Service
Neyaashiinigmiing First Nation Police
Ontario MNRF

Brockton Police Services Board
Northern Bruce Peninsula
Arran-Elderslie
Kincardine Police Services Board
Municipality of South Bruce
Saugeen Shores Police Services Board
South Bruce Peninsula Police Services Board
Huron-Kinloss Police Services Board
Owen Sound Police Service Board
Grey Highlands Police Services Board
Municipality of Meaford
Hanover Police Services Board
Blue Mountains Police Services Board
Chatsworth Police Services Board
Georgian Bluffs Police Services Board
Southgate Police Services Board
West Grey Police Services Board
Saugeen First Nation
Neyaashiinigmiing First Nation
County of Grey
County of Bruce

TIP STATISTICS FOR JULY 1 TO SEPTEMBER 30, 2022

- Total Tips (Phone, Web, and Mobile, including follow ups): 510
- New Tips (Phone, Web, and Mobile): 166

Tips Allocated: 210 (44 tips were allocated to multiple recipients)

- Grey Bruce OPP: 80 (38%)
- South Bruce OPP: 45 (21%)
- The Blue Mountains OPP: 1 (0.5%)
- Owen Sound Police Service: 33 (16%)
- Hanover Police Service: 15 (7.5%)
- Saugeen Shores Police Service: 14 (7%)
- West Grey Police Service: 7 (3%)
- Neyaashiinigmiing First Nation Police: 0 (0%)
- Ontario MNRF: 7 (3%)
- Ontario MOF (contraband tobacco): 1 (0.5%)
- Ontario MECP (environment, conservation, parks): 2 (1%)
- OPP Contraband Tobacco Enforcement: 1 (0.5%)
- OPP Historic Crimes: 2 (1%)
- OPP AGCO Investigations: 1 (0.5%)
- OPP Anti Human Trafficking Coordination Unit: 0 (0%)
- RCMP: 1 (0.5%)

Crime Stoppers of Grey Bruce Statistics Since Inception May 1987

Tip Reports	17,671
Arrests	1,755
Charges	2,413
Cases Cleared	2,731
Property Recovered	\$4,596,746
Narcotics Recovered	\$49,859,344
Rewards Approved	\$285,835

Tip Totals Year to Date

- 426 new tips have been received over the three quarters of 2022, which is behind the three quarters of 2021 by 197 tips.

MEDIA

- LITE 99.3, Bayshore Broadcasting, Bounce Radio 92.3, Blackburn Radio (Cool 94.5 & 101.7 The One), Shoreline Classics, and Bluewater Radio continue to receive Crime of the Week segments that are sent out from our office on a weekly basis.
- Monthly Crime of the Week columns are forwarded to the Bruce County Marketplace magazine.
- Crimes of the Week are being forwarded to the Owen Sound Hub and the Saugeen Times online news, as well as Eastlink TV.

FUNDRAISING

- Nevada ticket revenues continue to assist in funding rewards; our tips line; promotional advertising; our P3 annual subscription; and the NACC afterhours call centre.
- We applied for funding from the Port Elgin, Hanover, and Owen Sound Walmarts for 2022 and have been successful with the Port Elgin and Hanover stores so far.
- In the first three quarters of 2022 Northern Bruce Peninsula, Meaford, and the Brockton Police Services Board have made donations. Crime Stoppers of Grey Bruce is very grateful to the Police Services Boards and Municipalities of Grey and Bruce that have donated to our program!
- Funds continue to be received from the Direct Accountability Program, (court diversions).
- We held 50/50 raffles in conjunction with classic car show events on June 26th, July 31st and September 25th; plus our Sauble Beach Tuesday night 50/50 raffles (June 21st to August 30th), raising a total of \$891.
- Our 30th Anniversary Crime Stoppers of Grey Bruce Golf Tournament took place on Thursday August 11, 2022 at Saugeen Golf Club near Port Elgin, and raised \$30,000.

EVENTS AND PROMOTIONS

- We launched TIPSTER Magazine with the inaugural winter 2022 edition, spring and summer 2022 editions, and now the fall 2022 edition set for October. This magazine features articles and editorials focusing on regional crime and community safety topics, and has been very well received by our partners and the community.
- We participated in the downtown Owen Sound Hottest Street Sale on July 9th and the Southampton Marine Heritage Society Fun in the Park event on July 23rd to raise awareness of our program.
- We held three classic car events this summer and raised over \$3,500.
- We participated in the Meaford Scarecrow Invasion Parade on September 30th.

CRIME STOPPERS BOARD

- With the resignation of one member and the addition of one new member we currently have eleven members on our Board of Directors, with one new prospective member currently in the application process. We are continuing to recruit new members to the Board and are seeking specific skill sets.

UPCOMING EVENTS

- Attending the OSAAVA Volunteer Fair on October 24, 2022 in Owen Sound.
- Attending Santa Claus Parades at communities across Grey and Bruce counties.



Report to the Board

Criminal Investigations Branch and Drug Enforcement Unit **September, 2022**

From: Inspector D. Bishop

Date: 14 October 2022

Weapons (August 31st, 2022) CBSA contacted the Owen Sound Police service after intercepting two packages imported from Florida, USA. The packages contained a total of four prohibited devices namely two 33 round 9mm magazines and two 50 round 9mm magazines designed for a Glock Style firearm. The packages were being imported to an Owen Sound address. On September 14th, 2022 CIB members arrested two suspects and executed search warrants at two Owen Sound addresses in regards to this investigation. Two male parties were charged with offences related to the importing of firearms devices as well as Controlled Drugs and Substances Act charges.

Attempt Suicide (September 7th, 2022) Male party in Owen Sound was observed running from an Owen Sound apartment complex bleeding heavily from his arm. CIB assisted in the investigation and interviews of witnesses and determined the male party had harmed himself intentionally.

Harassment/Stalking (September 12th, 2022) Historical harassment investigation initiated by OPP and found to have taken place within Owen Sound. Investigation revealed that no grounds existed for the laying of charges related to the harassment/stalking allegations. All parties to be spoken to by CIB.

Police Information/Fraud (September 13th, 2022) Corrections Canada contacted OSPS to relay information and seek assistance for an inmate being defrauded by her power of attorney. Assistance provided as to documentary evidence that would be required and establishing the next best steps to protect further fraudulent use of victim's accounts. The victim and Corrections are not prepared to move forward with a full investigation at this time until sufficient financial protections are in place. Anticipated 4-5 months before formally commencing an investigation.

Sudden Death (September 15th, 2022) CIB responded to the sudden death of a 21yr old male. Initial police and coroner's investigation has found no anatomical cause of death. Cause of death is believed to be related to a drug overdose. Investigation continues.

Harassment (September 16th, 2022) CIB member received a complaint from a female party regarding her ex-partner, a male party that was in custody on OSPS charges. The complainant was spoken to and provided information regarding harassing phone calls and messages. There were no criminal charges applicable from the calls and messages she had received and the complainant did not wish any further police involvement at that time. The complainant was provided advice to her on how to deal with the harassing behaviour.

Drugs (September 28th, 2022) In July 2022 the Drug Enforcement Unit began an investigation into a drug trafficker selling illicit drugs in the Owen Sound Area. On September 28th, 2022 a 22-year-old Brampton man was arrested by police and found to be in possession of a large quantity of illicit drugs with a street value of approximately \$108,000.

The seizure included:

- 247.5 grams of Fentanyl (the amount represents over 2,400 potentially fatal doses)
- 93.4 grams of Methamphetamine
- \$2,950 in Canadian Currency

The 22-year-old Brampton male was charged with:

- Possession of Fentanyl for the purpose of trafficking
- Possession of Methamphetamine for the purpose of trafficking
- Possession of proceeds of crime

OIPRD Complaint – D/Sgt Baker to investigate minor complaint made to the OIPRD about three OSPS officers. Attempt to be made to deal with the complaint by way of early resolution.

Uniform Assistance:

- OW22012337 – 08 September 2022 – D/Cst. Tremblay and D/Cst. Houston assist uniform in locating elderly male party wanted on a Form 47 (Mental Health).
- OW22012606 - 15 September 2022 – D/C Hawke and PC Edmiston assisted in arresting male party for Domestic related Uttering Threats and Intimidation.
- OW22012220 – 06 September 2022 – D/Cst. Houston assist uniform with recovery of stolen vehicles and domestic dispute investigation.
- OW22012759 – 16 September 2022 – D/C Hawke and D/C Tremblay witness a male break a window of a downtown business and assist uniform with the arrest of the male.
- OW22012969 – 20September2022 – D/Cst. Tremblay assist uniform with patrols and checks for a missing suicidal male party.
- OW22012087 – 22 September 2022 – D/Cst. Houston assist uniform with arrest of 29-year-old male.

- OW22013182 – 24 September 2022 – D/Cst. Houston assist uniform with court package for threats investigation.
- OW22013184 – 24 September 2022 – D/Cst. Houston locate vehicle reported stolen.

Follow Up:

- OW22011129 – Utter Threats. A Production Order was executed at GBHS for patients' medical records, evidence obtained of numerous threats.
- OW21006144 – Homicide from 2021 – File management & additional disclosure in preparation for preliminary hearing scheduled for 5-week period. Numerous document services in relation to witness subpoena's. D/Cst. Hartley & D/Cst. Tremblay testified for several days in a voir dire hearing that began on September 26th, 2022.
- 15 & 16th of September 2022 - CIB completed several SOR address compliance verification.

MMHART Statistics

Officer Referrals = 6

Follow Up's = 10

Officer Consultations = 4

Community Support Consultations = 6

Community Support Referrals = 0

Incident Response/Support = 2

STAR cases = 1

- September 20th, 2022 – MMHART participated in STAR meeting. Although there were no new STAR cases MMHART did participate in a follow up for a previous case.
- Due to vacation and Homicide hearings MMHART was not operational for two weeks this month.

Training:

- Glock Armorers Course – D/Cst. Houston
- September 26th, 2022 – 141 and 180 attended session one of the Cultural Mindfulness Workshop
- September 27th, 2022 – 141 and 177 attended session two of the Cultural Mindfulness Workshop

Meetings:

- September 1st, 2022 – 141 and 177 attended Area Crime Meeting held at Kincardine OPP Det
- September 20th, 2022 – 142 participated in STAR meeting. No new situations presented. Participated in one follow up.

- September 27th, 2022 – 178 participated in DVAC meeting.
- September 27th, 2022 – 178 participated in HRRT Meeting.

Other:

- Cellular Device Extraction – 07 September 2022 – For OPP, Motorola Moto E

Drug Overdose Information:

In September 2022 the city had 1 death from what appears to be a direct result of drug poisoning. At this time for 2022 the total number of deaths are five (5).

2021 ended with the Owen Sound Police having investigated a total of fourteen (14) drug overdose fatalities, and in 2020 a total of eight (8) were investigated.



Report to the Board: Auxiliary Unit September 2022

From: Inspector D. Bishop

Date: October 14, 2022

In September 2022, Auxiliary members participated in community events and also had a strong showing for uniform patrol ride alongs.

On September 10th, the Owen Sound Police Service hosted a bicycle rodeo at the Farmer's Market which was attended by two Auxiliary members. Many children and adults came through the rodeo with educational information and instruction provided on road safety involving bicycles.

Auxiliary members further participated in the filming of a promotional video for the Police Service, along with other members from OSPS. Filming took place at different locations throughout the city and station, showcasing the different Units and opportunities available.

Preparation for our Festive Food Drives in partnership with the Salvation Army has also started with meetings and planning getting underway between OSPS Auxiliary, our community partners and local grocery stores.

The Auxiliary Unit began advertising for a new fall class of Auxiliary members to be trained. Applications have started to come in with hopes to start the next phase of the hiring process in October. The Unit had 1 resignation from Auxiliary Member Josh Harris. Josh expressed his thanks to the Police Service and members of the Unit for his time and experience over the past several years as an Auxiliary member.

In the month of September, Auxiliary members attended for 11 shifts of ride alongs with uniformed officers to support our uniformed branch. A total of 93 volunteer hours were given by the Auxiliary Unit this month.



Community Oriented Response & Enforcement Unit (CORE)

PC Martin #173, PC Edmiston #179 & PC Bridgeman #189

Month End Report

SEPTEMBER 2022

FOOT PATROL (Hours)	7.5 hours
CRIMINAL CHARGES	4
BIKE PATROL	8 hours

- **COMMUNITY PARTNERS**

- **Grey County Housing**
 - Attended Kiwanis Apartment building at request of housing to stand by and keep the peace while they conducted inspection and issued a Trespass Notice
 - Attended 14th Street West residence at the request of housing to standby and keep the peace while recently evicted tenant retrieved some belongings
- **OS Non-Profit Housing**
 - Provided list of occurrence numbers and call types for building at request of OS Housing to assist with Landlord Tenant Tribunal
- **REACH Center**
 - Organized weekly pop-up bakery with REACH program
- **Owen Sound Bylaw Department**
 - *Attended numerous locations with bylaw in regards to encampments*
- **Probation & Parole**
 - Meeting with staff regarding persons to locate

- **FOOT & BIKE PATROL LOCATIONS**

- River District
 - Queens Park Gazebo
 - Library
 - Jarvis Bay Park
 - Casero Alleyway
 - 'Rice House' housing new Ukrainian families
 - Steps/Sheltered area along riverbank in 900 block of 1st Avenue West
- Sydenham Condominiums & 900 block of 1st Avenue East at request of condo owners
- REACH Center
- Rail trails within City
- Greenwood Cemetery
- Bayshore
- Rail Trail
- Kelso Beach
- Grain Elevators / Pier
- East & West Harbour Walls

- **ASSIST C.I.B. / DRUG UNIT / MMHART**
 - Assisted OPP with search warrant at 2 apartment buildings within city
 - Assisted Drug Unit with 1 search warrant of vehicle and arrest of male for possession for the purpose of trafficking fentanyl and methamphetamine
 - Assist in locating missing male and provided referral to MMHART for him after consent provided
 - Subpoena service x 4 – HUNTER homicide
 - Assisted with S.O.R checks
 - Assisted CIB with warrant entries to 2 properties in regards to prohibited weapons
- **ASSIST UNIFORM PLATOONS**
 - Assisted platoons with seven calls for service
 - PC Martin assisted in the search of a female prisoner
 - PC Edmiston assisted with an impaired operation investigation as a breath technician
 - Assist with arrest re domestic
 - Attended local stores who sell bear spray in response to escalating incidents of spray being used on people. Stores' sales policies reviewed.
- **INVESTIGATIONS**
 - **Ongoing Mischiefs in South West Area of City**
 - Numerous minor mischiefs being reported by citizens residing in the southwest portion of the city
 - Four youths identified as persons of interest and further follow up to be completed
 - Extra nighttime patrols done of the neighbourhoods and future patrols to be done on bicycle
 - Warrant package (Edmiston)
 - **Encampment found-ins – non- association/warrants**
 - Locate male and female party following public complaint about an encampment
 - **First instance warrant package completed for adult male for theft of motorcycle**
- **PROBLEM AREAS / COMMUNITY COMPLAINTS**
 - **Community Living Residence –3rd Avenue East**
 - Complaint regarding suspected drug activity and suspicious persons in area of parking lot and building after hours
 - Met with staff and conducted checks around building, and provided suggestions to supervisor regarding ways to enhance safety and deter unwanted activity in the parking lot
 - Email sent to platoons for extra checks
 - **Owen Sound & North Grey Public Library**
 - Complaint from staff regarding drug activity, loitering, suspicious person in and around library
 - Met with librarian to discuss issues and conducted a walk through of the building inside and out
 - Committed to extra checks of the area regularly and PC Edmiston is in the process of exploring options to deter individuals from access lower level drain basin to loiter and sleep

- **McArthur Tire**
 - Complaint regarding homeless individuals loitering, garbage and drug paraphernalia near employee break area
 - Attended and checked area with staff, providing suggestions to enhance safety
 - Extra checks of the area conducted
- **Grey County Rail Trail within City Limits**
 - Ongoing issues with motorized vehicles using the trail contrary to signs prohibiting their use, resulting in damage and complaints from pedestrians using them
 - Bike patrols of trails conducted – no ATV's encountered
 - Social media post disseminated reminding citizens that no motorized vehicles are permitted on rail trail within city
- **200 block of 14th Street West**
 - PC Martin & D/Cst. Hawke met with tenant extremely frustrated with tenant above her, complaining of ongoing trespassers and drug activity
 - D/Cst. Hawke to remain in contact with tenant regarding ongoing drug concerns
- **700 block of 2nd Avenue West**
 - Follow up with Angela JEWELL regarding ongoing issues
- **Owen Sound Library**
 - PC Edmiston created a proposal to deter people from climbing down into drainage basin. Met with Staff of OSDSS in regards to community partnership
- **TRAINING / MEETINGS / OTHER DETAILS**
 - CORE Members attended Cultural Mindfulness Training Workshops at Silver Lake Camp
 - PC Bridgeman attended Drug Investigator Course at OPC for two weeks
 - PC Martin attended CTRE for Meeting re: OSPS Video
 - First day of filming completed for OSPS Recruitment Video
 - PC Martin had two weeks of vacation
 - PC Edmiston had one week of vacation
 - Equipment meeting with rep from ELBECO



Report to the Board: Collision Statistics

From: Inspector J. Fluney

Date: October 11, 2022

September 2022 – Collision Statistics

	September 2022	August 2022	September 2021
Total Collisions:	44	54	30
Collisions - East side	20	23	12
Collisions - West side	9	11	6
Collisions - parking lots	15	20	12
Fail to Remain Collisions	8	9	2
Collisions referred to CRC	18	22	16
Collisions investigated by OSPS	26	32	14



Report to the Board: Community Services Office

From: Inspector J. Fluney

Date: October 11, 2022

In September, 2022, The Community Services Officer engaged in the following highlights:

Continued with traditional corporate and social media for OSPS;

- Annual Teddy Bear Picnic-Safety education for younger aged youth, First-week of school safety blitz, Wheels & Ride Event, Remembering the fallen of 9/11, National Police Woman Day, Introduction of Cadets, What3Words, REACH Centre/OSHaRE Partnership, Every Child Matters, Major Drug Investigation

Community Partnership/Provincial Collaboration & Internal Committee work

- Wheel & Ride Event. Partnership with the River District & City of Owen Sound.
- LEAPPS (Law Enforcement Agencies & Partners to Protect Seniors) meeting
- Grey Bruce Local Immigration Partnership- OSPS Open House for Newcomers during Newcomers Week
- Public Health- Harm reduction in school settings
- Alpha Street Resource Centre
- Communication Committee- OSPS video part 1.
- Youth in Policing Initiative-Provincial meeting
- Start of the school year- partnership with Bluewater District School Board, Bruce Grey Catholic District School Board, French Catholic School Board, Timothy Christian School
- Crime Prevention Through Environmental Design- Community Living

Community Presentations;

- Barrie Police Service- Success of Inside/Out Program pilot at Alpha Street.
- Georgian College DSW students- Safety in the home
- Bike Safety- Newcomers at the Owen Sound Market

Training;

- Cultural Awareness Training part 2
- Grey Bruce Immigration Partnership Training- Train the Trainer, Hiring Newcomers



Pictures from L-R. Buster & Sham at the Teddy Bear Picnic, Every Child Matters Truth and Reconciliation awareness & Special Olympic Ambassador, Mathew Poste helping at a community event.



Report to the Board: Lost Hours and Training September 2022

From: Inspector Jeff Fluney

Date: October 11, 2022

Month/Year	SICK/STD			WSIB		
	Number of Fulltime Members	Total Number of Shifts (complete and partial)	Total Number of Hours	Number of Members	Total Number of Shifts (complete and partial)	Total Number of Hours
September 2022	8	13	151	2	24	200
August 2022	4	8	86	2	21	168
September 2021	7	23	196	1	22	176

Two members were on WSIB during this period. One was on modified duties and is now off recovering from surgery and another remains long term. Two members are on LTD.

Training:

- Two recruits commenced their basic constable training at OPC
- One member attended the drug course at OPC
- Two members attended the Intoxilyzer course at CFS
- Several members of the service attended the Cultural Mindfulness Training at Silver Lake Camp delivered by George Couhie of Redtail Hawk Training and Consulting. This training was organized by OSPS in partnership with the M'Wikwedong Indigenous Friendship Centre.



Report to the Board: Front Line Patrol Report September 2022

From: Inspector J. Fluney

Date: October 11, 2022

<u>Platoon #1 – 4</u>			<u>Traffic/Part time Officers</u>		
	Sep 22	Sep 21		Sep 22	Sep 21
Highway Traffic Act:	111	135	Highway Traffic Act:	43	15
Compliance Reports:	15	6	Compliance Reports:		
Recorded Cautions:	57	38	Recorded Cautions:	4	9
Liquor Licence Act:	4	5	Liquor Licence Act:		2
Criminal Code/ CDSA:	140	61	Criminal Code/ CDSA:	1	
Other POA/By-Law:	14	12	Other POA/By-Law:	4	2
Foot Patrol:	96	111	Foot Patrol:	25	15

R.I.D.E.

There was a total of 23 on-duty R.I.D.E. checks in the month of September. On September 3rd, OSPS hosted a joint forces RIDE program with other area services at various locations in Owen Sound with 800 drivers checked, 3 breath tests administered and 10 HTA warnings or charges issued.

The combined statistics for RIDE were:

- 45 officers
- 16 hours
- 235 vehicle drivers checked

Three impaired charges were laid during regular patrols.



Report to the Board: Board Bylaw

From: Director of Civilian Services – K. Fluney

Date: October 14, 2021

Related to Business Plan S#

September 2021

TAXI

Total number of Taxi Driver & Private Transportation Company	
Driver Licences Issued/Renewals	= 3
Total number of Re-Issue Lost Taxi Driver Licences	= 0
Total number of Taxi Driver's Licences Deferred/Denied	= 0
Total number of New/Taxi (transfer) Vehicle Licences Issued	= 0
Total number of Agent Transfers	= 0
Total number of New Agents Registered	= 0

ADULT ENTERTAINMENT

Total number of Adult Entertainment Licences Issued	= 3
Total number of Adult Entertainment Licences Denied	= 0
Total number of Adult Entertainment Owner Licences Renewed	= 0

ALARMS

Invoices to be completed for Chief's signature.



Report to the Board: Board Bylaw

From: Director of Civilian Services – K. Fluney

Date: October 18, 2022

Related to Business Plan S#

September 2022

TAXI

Total number of Taxi Driver & Private Transportation Company Driver Licences Issued/Renewals	= 1
Total number of Re-Issue Lost Taxi Driver Licences	= 0
Total number of Taxi Driver's Licences Deferred/Denied	= 0
Total number of New/Taxi (transfer) Vehicle Licences Issued	= 0
Total number of Agent Transfers	= 0
Total number of New Agents Registered	= 0

ADULT ENTERTAINMENT

Total number of Adult Entertainment Licences Issued	= 4
Total number of Adult Entertainment Licences Denied	= 0
Total number of Adult Entertainment Owner Licences Renewed	= 0

ALARMS

Invoices to be completed for Chief's signature.



Report to the Board: Courts

From: Director of Civilian Services – K. Fluney

Date: October 14, 2021

Related to Business Plan S#

Personnel:

Nothing to Report

Budget:

Nothing to Report

.

Operational:

Custodies Transported during the month: OPP - 5, OSPS – 0 **TOTAL – 5**

Video /Audio appearances: 64 OSPS persons in custody appeared by audio (most making numerous video appearances throughout the month)

Meals provided to custodies: 8

Special Constable Total Hours: 926.75

Issues, Concerns & Comments:

Superior Court, Criminal Court & Family Court remain the only courtrooms that hear matters in-person. Prisoners are not transported to the courthouse at this time unless they are attending for their trial. All other prisoners are still being done by audio/video from the police services or the correctional facilities.

Special Constables have been assigned at the police station to cover in custody hearings. When not required for prisoners in custody members have assisted to perform other duties.

Front Entrance Statistics:

- Nothing to report



Report to the Board: Courts

From: Director of Civilian Services – K. Fluney

Date: October 18, 2022

Related to Business Plan S#

September 2022

Personnel:

Nothing to Report

Budget:

Nothing to Report

Operational:

Custodies Transported during the month: OPP - 3, OSPS – 15 **TOTAL – 18**

Video /Audio appearances: 57 OSPS persons in custody appeared by audio (most making numerous video appearances throughout the month)

Meals provided to custodies: 31

Special Constable Total Hours: 1181

Issues, Concerns & Comments:

Ontario and Superior Courts of Justice are now hearing more matters with the public, court staff and judiciary in the courtroom. Prisoners are not transported to the courthouse unless they are attending for their trial, Counsel/Judiciary/Crown Attorney has requested an in-person attendance or the correctional facility is unable to accommodate them appearing virtually due to video booth scheduling. All other prisoners are still being done by audio/video from the police services or the correctional facilities.

Special Constables have been assigned at the police station to cover in custody hearings. When not required for prisoners in custody members have assisted to perform other duties.

Special Constable hours were increased for the month due to a homicide trial involving multiple accused and higher court volumes.



Report to the Board: Records

From: Director of Civilian Services – K. Fluney

Date: October 14, 2021

Related to Business Plan S#14.4

Local criminal record searches are being completed and sent back to the individuals within 1 to 2 weeks of submitting them. Owen Sound Police Service accepts criminal record check applications in person at the service as well as online.

There was a total of **7807** bulk searches completed in September 2021.



Report to the Board: Records

From: Director of Civilian Services – K. Fluney

Date: October 18, 2022

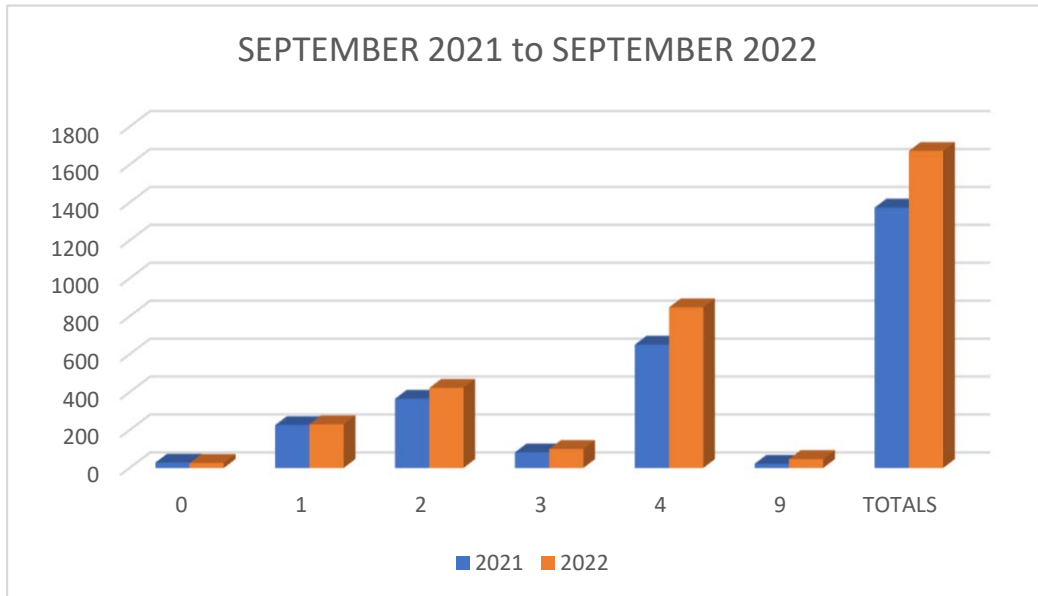
Related to Business Plan S#14.4

Local criminal record searches are being completed and sent back to the individuals within 1 to 2 weeks of submitting them. Owen Sound Police Service accepts criminal record check applications in person at the service as well as online.

There was a total of **14125** bulk searches completed in September 2022.

CALLS FOR SERVICE BY PRIORITY
SEPTEMBER 2021 to SEPTEMBER 2022

CALLS FOR SERVICE BY PRIORITY		
SEPTEMBER 2021 to SEPTEMBER 2022		
	2021	2022
0	28	26
1	226	230
2	365	422
3	82	100
4	650	847
9	22	47
TOTALS	1373	1672



Increase of 19.6388% from September 2021 to September 2022

Increase of 5.86731% overall year to date 2021 to year to date 2022



Report to the Board: Information Technology

From: Director of Information Technology Services – C. Hill

Date: October 24, 2022

- Installing equipment for 9 fire departments in Huron County at 13 geographical locations totaling approximately 40 devices, which are completed now.
- Additional items of note include onboarding of Dundalk/Southgate Fire Dept as well as Grey Highlands Fire Departments on the new County Wide system that we administer.
- Our IT team also upgraded all of the SSPS mobile data terminals on a grant refresh for billable hours and are working to onboard Port Hope Police with mobile dispatch on their existing MDT throughout September and October.
- NG911 progress continues with network installations by Bell at our alternate location nearing completion currently set for End October/Early November where we will be able to train our dispatchers on the new system with phones dedicated to bring NG911 calls for service into the location (trials completed, this is now live but in restricted training stage, formal live to follow training completion). This will result in our old phone system at alternate site being discontinued. Our primary site to follow approx. 3-6 months after.



Owen Sound Police Service
MONTHLY FINANCIAL REPORT
SEPTEMBER 2022

Prepared by: Emilie Sauks
Financial Coordinator
October 21, 2022

OWEN SOUND POLICE SERVICE
FINANCIAL REPORT
For the Nine Months Ending 2022-09-30
2022

Summary

	SEP	SEP		2022		2021	2020
	YTD	BUDGET	VARIANCE	BUDGET		YEAR END	YEAR END
					% by Dept		
3100 - Officers	4,730,395	5,010,228	(279,833)	6,701,777	-5.6%	6,234,756	5,979,836
3200 - Civilians	854,298	729,752	124,546	973,003	17.1%	1,247,568	1,319,455
3300 - Court Security	295,895	293,807	2,087	266,743	0.7%	187,236	175,828
3000 - Police Board	89,901	58,002	31,899	44,836	55.0%	46,598	31,165
Capital	214,350	0	214,350	0		149,544	309,824
Owen Sound Police Services Total	6,184,839	6,091,789	93,050	7,986,359		7,865,702	7,816,108

1.17%

9:08 AM
20/05/2022

OWEN SOUND POLICE SERVICE
FINANCIAL REPORT
For the Nine Months Ending 2022-09-30
2022

Department 3100 Police Officers

	SEP YTD	SEP BUDGET	VARIANCE	2022 BUDGET	2021 YEAR END	2020 YEAR END
CSP LOCAL GRANT	(190,515)	(185,000)	(5,515)	(218,000)	(201,698)	(193,365)
CSP CORE GRANT	(336,547)	0	(336,547)	0	0	0
CSP CORE GRANT OUTREACH	1,315	0	1,315	0		
CSP CORE GRANT EQUIPMENT	13,709	0	13,709	0		
Total CSP GRANTS	(512,038)	(185,000)	(327,038)	(218,000)	(201,698)	(193,365)

Personnel

Personnel - GENERAL:

DONATIONS	0	0	0	0	0	500
FR SICK BANK RESERVE	0	0	0	0	0	0
WAGES-FULL TIME	3,239,020	3,453,287	(214,267)	4,604,383	4,117,592	4,173,538
WAGES-PARTTIME	174,981	187,727	(12,746)	250,302	175,321	192,371
WAGES-OVERTIME	47,716	56,250	(8,534)	75,000	87,965	86,526
WSIB EARNINGS RECOVERY	(46,724)	(44,730)	(1,994)	(59,640)	(31,940)	(89,437)
SICK BANK PAYOUTS	0	0	0	0	0	0
CONTINGENCY	0	(162,000)	162,000	(216,000)	0	0
PAYROLL BENEFIT OVERHEAD	1,048,460	1,050,335	(1,875)	1,400,447	1,288,130	1,312,074
RETIREMENT INCENTIVE	0	0	0	0	0	0
ALLOWANCES-RETIREMENT	0	0	0	0	0	0
CLOTHING & C. ALLOWANCE	8,571	10,875	(2,304)	14,500	11,321	11,842
UNIFORMS & EQUIPMENT	31,872	0	31,872	0	32,297	24,387
PENSIONERS BENEFITS	122,956	138,750	(15,794)	185,000	133,540	136,886
PAYROLL ACCRUAL EXPENSE	(3,997)	0	(3,997)	0	(27,699)	(237,965)
CAR ALLOWANCES	8,100	8,100	0	10,800	10,800	9,600
TRAVEL EXPENSES	3,873	750	3,123	1,000	962	37
PROFESSIONAL DEVELOPMENT	42,432	37,500	4,932	50,000	77,747	34,614
MEMBERSHIPS	9,878	6,750	3,128	9,000	4,396	6,970
EXPENSE RECOVERY	0	(1,875)	1,875	(2,500)	0	(5,077)
POLICE EARNINGS REALLOCATION	41,896	41,896	0	55,862	55,862	55,862
Total Personnel - GENERAL	4,729,035	4,783,615	(54,581)	6,378,154	5,936,292	5,712,727

Personnel - PAID DUTY:

REVENUE	(26,507)	(30,000)	3,493	(40,000)	(13,407)	(27,999)
WAGES-OVERTIME	14,627	12,000	2,627	16,000	4,190	9,948
Total Personnel - PAID DUTY	(11,880)	(18,000)	6,120	(24,000)	(9,217)	(18,050)

Personnel - RIDE:

OTHER ONTARIO GRANTS	0	(10,213)	10,213	(13,618)	(13,271)	(12,624)
WAGES-OVERTIME	6,009	10,213	(4,204)	13,618	6,580	14,695
PAYROLL ACCRUAL EXPENSE	0	0	0	0	0	(1,751)
Total Personnel - RIDE	6,009	0	6,009	0	(6,691)	320

Personnel - AUXILIARY:

CLOTHING & C. ALLOWANCE	0	1,125	(1,125)	1,500	0	0
UNIFORMS & EQUIPMENT	0	1,125	(1,125)	1,500	0	832
PROFESSIONAL DEVELOPMENT	0	375	(375)	500	0	68
MISCELLANEOUS EXPENSE	71	0	71	0	142	0
Total Personnel - AUXILIARY	71	2,625	(2,554)	3,500	142	900

Personnel Total

Administration

Admin - CISO:

ONTARIO GRANT	(5,361)	0	(5,361)	0	(6,976)	(6,814)
MATERIALS AND SUPPLIES	36	0	36	0	828	0
REPAIRS	0	0	0	0	0	603
VEHICLE LEASE	4,267	0	4,267	0	5,058	7,270
Total Admin - CISO	(1,057)	0	(1,057)	0	(1,091)	1,060

4,723,235 4,768,240 (45,005) 6,357,654 5,920,527 5,695,896

OWEN SOUND POLICE SERVICE
FINANCIAL REPORT
For the Nine Months Ending 2022-09-30
2022

	SEP YTD	SEP BUDGET	VARIANCE	2022 BUDGET	2021 YEAR END	2020 YEAR END
Admin - Crime Prevention:						
OTHER ONTARIO GRANTS	(28,973)	0	(28,973)	0	(3,670)	(17,100)
GOV'T OF CANADA GRANT	0	0	0	0	0	0
DONATIONS	(18,352)	(1,500)	(16,852)	(2,000)	(3,714)	(4,246)
WAGES-FULL TIME	52,900	54,384	(1,484)	72,513	71,159	70,542
WAGES-PARTTIME	7,728	0	7,728	0	8,759	6,040
PAYROLL BENEFIT OVERHEAD	17,456	16,859	596	22,479	23,323	22,220
CLOTHING & C. ALLOWANCE	81	75	6	100	143	122
PAYROLL ACCRUAL EXPENSE	0	0	0	0	360	(3,738)
JOB TRAINING COURSES	0	0	0	0	2,133	650
MEETING EXPENSES	0	0	0	0	129	17
OFFICE SUPPLIES AND EXPENSES	0	0	0	0	43	583
MATERIALS AND SUPPLIES	8,825	2,250	6,575	3,000	4,078	6,169
PROMOTIONAL EXPENSE	596	750	(154)	1,000	501	1,312
MISCELLANEOUS	0	75	(75)	100	0	254
EXPENSE RECOVERY	0	0	0	0	2,022	1,910
TELEPHONES & LINE LEASES	435	488	(53)	650	437	591
POLICE EARNINGS REALLOCATION	0	0	0	0	0	0
Total Admin - Crime Prevention	40,696	73,381	(32,685)	97,842	105,700	85,327
Admin - Use of Force:						
MATERIALS AND SUPPLIES	9,059	9,000	59	12,000	6,148	11,857
Total Admin - Use of Force	9,059	9,000	59	12,000	6,148	11,857
Admin - POC:						
ONTARIO GRANT	(24,567)	0	(24,567)	0	(72,298)	0
TRAINING AND PROFESSIONAL DEVELOPMENT	12,459	0	12,459	0	0	0
EXPENSE RECOVERY	0	0	0	0	55,328	0
TELEPHONE COSTS	0	0	0	0	1,355	0
CONSULTANT	15,459	0	15,459	0	0	0
OFFICE EQUIP	533	0	533	0	0	0
Total Admin - POC	3,883	0	3,883	0	(15,615)	0
Admin - General:						
OTHER REVENUE	0	0	0	0	0	0
POLICE REPORTS	0	0	0	0	0	0
INVESTMENT INCOME	0	0	0	0	0	0
BANK SERVICE CHARGES	2,104	0	2,104	0	2,420	2,386
TO RESERVES	0	0	0	0	0	0
MEETING EXPENSES	104	1,125	(1,021)	1,500	553	18
INVESTIGATION EXPENSE	5,791	5,250	541	7,000	1,095	11,516
POSTAGE/COURIER/SHIPPING	1,504	1,875	(371)	2,500	1,704	1,510
PHOTOCOPY CHARGES	7,059	4,950	2,109	6,600	7,498	8,869
OFFICE SUPPLIES AND EXPENSES	16,083	15,000	1,083	20,000	19,604	22,439
SUBSCRIPTION/PUBLICATION	6,644	4,500	2,144	6,000	3,967	2,790
ADVERTISING	381	750	(369)	1,000	974	0
MISCELLANEOUS EXPENSE	223	0	223	0	1,022	923
TELEPHONES & LINE LEASES	23,551	29,063	(5,512)	38,750	29,972	30,151
LEGAL FEES	13,190	1,875	11,315	2,500	2,280	0
CONSULTANT FEES	0	0	0	0	3,256	4,681
HR CONSULTANT	18,643	23,812	(5,170)	31,749	26,315	30,070
BANK SERVICE CHARGES	0	1,125	(1,125)	1,500	0	0
EQUIPMENT LEASE RENTAL	4,139	4,200	(61)	5,600	6,563	6,822
Total Admin - General	99,415	93,525	5,891	124,699	107,224	122,174
Administration Total	151,996	175,906	(23,909)	234,541	202,365	220,418

OWEN SOUND POLICE SERVICE
FINANCIAL REPORT
For the Nine Months Ending 2022-09-30
2022

	SEP	SEP		2022	2021	2020
	YTD	BUDGET	VARIANCE	BUDGET	YEAR END	YEAR END
Equipment						
Equipment - GENERAL:						
EXPENSE RECOVERY	0	(6,000)	6,000	(8,000)	0	(815)
LICENCE	2,038	1,202	837	1,602	1,746	1,727
FUEL	66,362	63,750	2,612	85,000	63,249	46,102
PARTS/MATERIAL	46,930	0	46,930	0	9,023	0
REPAIRS	33,344	26,250	7,094	35,000	36,213	41,075
COMMUNICATION EQUIPMENT	4,140	4,875	(735)	6,500	16,791	6,288
INSURANCE	51,114	19,920	31,194	19,920	32,981	23,295
SERVICE AGREEMENTS	162,663	133,125	29,538	177,500	152,725	132,588
EQUIPMENT LEASE RENTAL	0	4,800	(4,800)	6,400	0	0
LICENCE	0	0	0	0	0	0
FUEL	0	0	0	0	0	0
REPAIRS	611	1,500	(889)	2,000	835	3,999
INSURANCE	0	1,660	(1,660)	1,660	0	2,629
Total Equipment - GENERAL	367,201	251,082	116,120	327,582	313,562	256,887
Equipment Total	367,201	251,082	116,120	327,582	313,562	256,887
Police Officers Total	4,730,395	5,010,228	(279,833)	6,701,777	6,234,756	5,979,836
Department 3200 Civilians						
Revenue - Dispatch:						
OTHER ONTARIO GRANTS	0	0	0	0	0	0
DISPATCH RECOVERY O/MUN.	(861,553)	(790,218)	(71,335)	(1,053,624)	(1,025,888)	(1,005,077)
NG911 REVENUE	(73,177)	0	(73,177)	0	0	0
INTERNAL DISPATCH RECOVERY	(117,203)	(86,855)	(30,347)	(115,807)	(112,434)	(77,695)
FIRE PAGING REVENUES	(304,108)	(342,746)	38,638	(456,995)	(218,087)	(209,114)
COUNTY REVENUE E911	(119,716)	(86,759)	(32,957)	(115,679)	(109,790)	(92,109)
TO UNFINANCED CAPITAL	0	0	0	0	100,000	0
Total Revenue - Dispatch	(1,475,758)	(1,306,579)	(169,179)	(1,742,105)	(1,366,198)	(1,383,995)
Personnel						
Personnel - DISPATCH:						
WAGES-FULL TIME	539,605	551,770	(12,165)	735,693	711,689	657,509
WAGES-PARTTIME	390,738	393,793	(3,055)	525,057	326,329	475,254
WAGES-OVERTIME	96,297	3,750	92,547	5,000	141,853	56,893
PAYROLL BENEFIT OVERHEAD	221,801	234,056	(12,255)	312,074	265,799	261,681
RETIREMENT INCENTIVE	0	0	0	0	0	0
CLOTHING ALLOWANCE	0	0	0	0	605	647
PENSIONERS BENEFITS	26,761	0	26,761	0	30,316	19,858
PAYROLL ACCRUAL EXPENSE	(11,982)	2,625	(14,607)	3,500	(13,447)	(59,834)
TRAVEL EXPENSES	586	0	586	0	205	82
PROFESSIONAL DEVELOPMENT	8,443	22,500	(14,057)	30,000	14,641	8,322
SOFTWARE LICENCE AND UPGRADES	0	0	0	0	0	105,829
CONTRACT SERVICES	11,666	0	11,666	0	0	39,690
TO RESERVES	0	0	0	0	0	0
POLICE EARNINGS RECOVERY	0	0	0	0	0	0
Total Personnel - DISPATCH	1,283,916	1,208,493	75,423	1,611,324	1,477,991	1,565,931
Personnel - RECORDS/DATA ENTRY:						
RECORDS MGM	0	0	0	0	0	0
POLICE REPORTS	(31,891)	(30,000)	(1,891)	(40,000)	(40,551)	(37,711)
EXTERNAL POLICE REPORTS	(10,040)	(22,500)	12,460	(30,000)	0	0
WAGES-FULL TIME	210,847	261,496	(50,649)	348,662	287,965	349,450
WAGES-PARTTIME	84,784	76,335	8,449	101,780	108,154	107,095
WAGES-OVERTIME	3,099	1,125	1,974	1,500	4,570	6,193
CONTINGENCY	0	(30,000)	30,000	(40,000)	0	0
PAYROLL BENEFIT OVERHEAD	90,661	93,277	(2,616)	124,370	109,080	122,795
PAYROLL ACCRUAL EXPENSE	(2,915)	0	(2,915)	0	2,282	(28,990)
TRAVEL EXPENSES	0	0	0	0	0	164
POLICE EARNINGS RECOVERY	0	0	0	0	0	0
Total Personnel - RECORDS/DATA ENTRY	344,545	349,734	(5,188)	466,311	471,500	518,994

OWEN SOUND POLICE SERVICE
FINANCIAL REPORT
For the Nine Months Ending 2022-09-30

	2022				2021	2020
	SEP	SEP		2022	2021	2020
	YTD	BUDGET	VARIANCE	BUDGET	YEAR END	YEAR END
Personnel - ADMINISTRATION:						
WAGES-FULL TIME	114,817	54,661	60,156	72,882	43,691	61,731
WAGES-PARTTIME	39,386	36,624	2,762	48,832	55,171	54,651
PAYROLL BENEFIT OVERHEAD	42,232	22,805	19,427	30,406	21,224	26,892
PAYROLL ACCRUAL EXPENSE	(969)	0	(969)	0	(24,550)	20,127
POLICE EARNINGS RECOVERY	0	0	0	0	0	0
Total Personnel - ADMINISTRATION	195,466	114,090	81,376	152,120	95,537	163,401
Personnel - IDENTIFICATION:						
WAGES-FULL TIME	60,028	61,848	(1,820)	82,464	80,928	82,166
PAYROLL BENEFIT OVERHEAD	18,609	19,173	(564)	25,564	25,088	25,471
PAYROLL ACCRUAL	0	0	0	0	409	(5,180)
Total Personnel - IDENTIFICATION	78,637	81,020	(2,384)	108,027	106,425	102,457
Personnel - LICENCING:						
PERMITS/BYLAWS	(5,515)	(15,000)	9,485	(20,000)	(18,640)	(19,200)
WAGES-FULL TIME	8,694	8,938	(244)	11,918	11,243	12,132
WAGES-OVERTIME	0	0	0	0	0	0
PAYROLL BENEFIT OVERHEAD	2,695	2,771	(76)	3,695	3,485	3,761
PAYROLL ACCRUAL EXPENSE	0	0	0	0	0	(1,638)
Total Personnel - LICENCING	5,874	(3,291)	9,165	(4,388)	(3,912)	(4,945)
Personnel - SWITCHBOARD:						
WAGES - FULL TIME	42,131	85,670	(43,539)	114,227	47,256	27,848
WAGES - PARTTIME	67,160	7,500	59,660	10,000	153,194	81,877
WAGES - OVERTIME	1,681	0	1,681	0	17,660	1,217
PAYROLL BENEFIT OVERHEAD	23,200	27,758	(4,558)	37,010	36,909	19,514
PAYROLL ACCRUAL EXPENSE	(252)	0	(252)	0	(95)	(4,161)
Total Personnel - SWITCHBOARD	133,920	120,928	12,992	161,237	254,925	126,295
Personnel - CELL BLOCK MONITORING:						
EXTERNAL POLICE REPORTS	0	(75,000)	75,000	(100,000)	(77,413)	0
WAGES - PARTTIME	69,229	65,307	3,922	87,076	77,161	12,028
WAGES - OVERTIME	2,064	0	2,064	0	1,629	0
PAYROLL BENEFIT OVERHEAD	9,568	10,449	(881)	13,932	10,728	1,735
PAYROLL ACCRUAL	(1,972)	0	(1,972)	0	1,100	872
Total Personnel - CELL BLOCK MONITORING	78,889	756	78,133	1,008	13,205	14,636
Personnel - INFO TECHNOLOGY:						
RECORDS MANAGEMENT	(57,719)	(112,500)	54,781	(150,000)	(84,395)	(59,566)
WAGES - FULL TIME	183,027	199,626	(16,599)	266,169	211,975	184,802
WAGES - OVERTIME	2,496	0	2,496	0	949	447
PAYROLL BENEFIT OVERHEAD	57,511	61,884	(4,373)	82,512	65,712	57,289
PAYROLL ACCRUAL	0	0	0	0	(23,375)	16,017
POLICE EARNINGS RECOVERY	(48,536)	(48,536)	0	(64,715)	(64,715)	(64,715)
Total Personnel - INFO TECHNOLOGY	136,779	100,475	36,304	133,966	106,152	134,274
Personnel Total	2,258,026	1,972,206	285,821	2,629,607	2,521,823	2,621,043

OWEN SOUND POLICE SERVICE
FINANCIAL REPORT
For the Nine Months Ending 2022-09-30
2022

	SEP	SEP		2022	2021	2020
	YTD	BUDGET	VARIANCE	BUDGET	YEAR END	YEAR END
Administration						
Admin - General:						
PENSIONERS BENEFITS	0	30,000	(30,000)	40,000	0	0
TELEPHONES & LINE LEASES	87,177	36,375	50,802	48,500	129,503	116,827
TEL COST RECOVERY	(29,933)	(7,500)	(22,433)	(10,000)	(50,990)	(44,058)
Total Admin - General	57,245	58,875	(1,630)	78,500	78,513	72,769
Administration Total	57,245	58,875	(1,630)	78,500	78,513	72,769
Equipment						
Equipment - GENERAL:						
REPAIRS	14,785	5,250	9,535	7,000	13,430	9,639
Total Equipment - GENERAL	14,785	5,250	9,535	7,000	13,430	9,639
Equipment Total	14,785	5,250	9,535	7,000	13,430	9,639
Police Civilians Total	854,298	729,752	124,546	973,003	1,247,568	1,319,455
Department 3300 Court Security and Prisoner Transport						
Personnel						
Personnel - COURT CASE MANAGERS:						
WAGES-FULL TIME	105,806	130,227	(24,421)	173,636	156,214	108,575
WAGES-OVERTIME	0	750	(750)	1,000	0	0
PAYROLL BENEFIT OVERHEAD	33,315	40,370	(7,055)	53,827	48,426	33,119
CLOTHING & C. ALLOWANCE	0	0	0	0	0	0
PAYROLL ACCRUAL EXPENSE	0	1,125	(1,125)	1,500	(23,813)	18,231
POLICE EARNINGS RECOVERY	0	0	0	0	0	0
Total Personnel - COURT CASE MANAGERS	139,121	172,472	(33,351)	229,963	180,827	159,924
Personnel - SPECIAL CONSTABLES:						
OTHER ONTARIO GRANTS	(186,824)	(187,500)	676	(375,000)	(403,985)	(422,213)
WAGES-FULL TIME	50,304	50,886	(581)	67,848	69,686	71,243
WAGES-PARTTIME	233,132	195,000	38,132	260,000	264,272	312,193
WAGES-OVERTIME	1,470	1,125	345	1,500	4,294	1,867
PAYROLL BENEFIT OVERHEAD	48,800	46,975	1,826	62,633	59,135	64,300
RETIREMENT INCENTIVE	0	0	0	0	0	0
CLOTHING & C. ALLOWANCE	1,091	1,163	(71)	1,550	1,315	1,323
UNIFORMS & EQUIPMENT	5,584	3,000	2,584	4,000	4,286	3,207
PENSIONERS BENEFITS	3,032	6,563	(3,531)	8,750	3,328	3,090
PAYROLL ACCRUAL EXPENSE	(3,184)	0	(3,184)	0	1,167	(23,036)
JOB TRAINING COURSES	458	2,625	(2,167)	3,500	0	813
Total Personnel - SPECIAL CONSTABLES	153,864	119,835	34,028	34,780	3,497	12,787
Personnel Total	292,985	292,307	677	264,743	184,324	172,711
Administration						
Admin - General:						
PRISONER & ESCORT EXP	3,782	750	3,032	1,000	4,512	8,256
PRIS ESCORT EXP RECOVERY	(2,063)	(375)	(1,688)	(500)	(3,237)	(7,436)
MISCELLANEOUS EXPENSE	106	375	(269)	500	222	787
TELEPHONES & LINE LEASES	1,084	750	334	1,000	1,415	1,511
Total Admin - General	2,910	1,500	1,410	2,000	2,912	3,117
Administration Total	2,910	1,500	1,410	2,000	2,912	3,117
Court Security Total	295,895	293,807	2,087	266,743	187,236	175,828

OWEN SOUND POLICE SERVICE
FINANCIAL REPORT
For the Nine Months Ending 2022-09-30

Department 3000 Police Board

Personnel

Personnel - GENERAL:

	SEP YTD	SEP BUDGET	VARIANCE	2022 BUDGET	2021 YEAR END	2020 YEAR END
DONATIONS	0	0	0	0	0	0
FROM PRIOR RESERVES	0	0	0	(32,500)	(32,500)	(36,500)
REMUNERATION	8,343	8,400	(57)	11,200	11,124	11,124
WAGES-FULL TIME	15,775	4,948	10,827	6,598	3,333	15,361
WAGES-PARTTIME	5,005	0	5,005	0	2,789	0
PAYROLL BENEFIT OVERHEAD	5,595	792	4,804	1,056	1,436	4,499
PAYROLL ACCRUAL EXPENSE	0	0	0	0	0	(2,178)
APPRECIATION FUNCTIONS	0	7,500	(7,500)	10,000	8,688	3,418
EXPENSE RECOVERY	0	0	0	0	0	(900)
LEGAL FEES	0	0	0	0	0	1,276
EMP EARNINGS ALLOCATION	0	0	0	0	22,500	0
POLICE EARNINGS REALLOCATION	21,640	21,640	0	28,853	8,853	8,853

Total Personnel - GENERAL

Personnel Total

Administration

Admin - General:

PROFESSIONAL DEVELOPMENT	2,503	4,500	(1,997)	6,000	3,190	916
MEMBERSHIPS	3,355	2,723	632	3,630	3,355	3,630
MEETING EXPENSES	0	750	(750)	1,000	51	944
OFFICE SUPPLIES AND EXPENSES	0	0	0	0	8	82
ADVERTISING	2,465	0	2,465	0	855	55
TELEPHONES & LINE LEASES	0	0	0	0	0	444
LEGAL FEES	25,220	6,750	18,470	9,000	12,916	18,141
CONSULTANT FEES	0	0	0	0	0	0

Total Admin - General

Administration Total

Activities

Activities - Police Board:

REVENUE	(2,216)	0	(2,216)	0	(3,208)	(24,927)
POLICE REPORT REVENUE	(394,701)	0	(394,701)	0	(279,114)	(148,090)
INTEREST REVENUE	(6,308)	0	(6,308)	0	(1,493)	(2,282)
BANK SERVICES CHARGES	135	0	135	0	60	111
TO POLICE BOARD RESERVES	403,090	0	403,090	0	283,755	177,189

Total Activities - Police Board

Activities Total

Police Board Total

CAPITAL

POLICE BOARD CAPITAL :

TO RESERVE FUND	0	0	0	0	13,044	0
OFFICE EQUIPMENT CAPITAL	6,225	7,000	(775)	7,000	13,676	1,588
COMPUTER CAPITAL	21,530	22,500	(970)	22,500	38,197	31,744
SOFTWARE CAPITAL	0	0	0	0	0	0
AUTOMOBILES	119,916	75,000	44,916	75,000	50,052	54,027
USE OF FORCE EQUIPMENT	0	0	0	0	47,544	0
COMMUNICATIONS EQUIPMENT	0	15,500	(15,500)	15,500	78,839	83,631
IDENTIFICATION EQUIPMENT	0	0	0	0	3,887	3,867
ALL OTHER EQUIPMENT	0	0	0	0	0	31,288
BUILDING IMPROVEMENTS	13,280	0	13,280	0		
ALL OTHER CAPITAL ITEMS	28,693	30,000	(1,307)	30,000	27,803	1,143
FROM RESERVES	0	0	0	0	0	(6,056)
FROM CAPITAL RESERVE	0	(150,000)	150,000	(150,000)	(50,000)	0
PROVINCIAL GRANT	0	0	0	0	0	(93,176)
SALE OF FIXED ASSETS	(5,134)	0	(5,134)	0	(13,044)	(9,807)
Total POLICE BOARD CAPITAL	184,510	0	184,510	0	209,999	98,248
POC CAPITAL:						
EXPENSE RECOVERY	0	0	0	0	27,251	0
AUTOMOBILES	29,841	0	29,841	0	0	0
ONTARIO POC GRANT	0	0	0	0	(147,526)	0

Total POC CAPITAL

Capital Total

Diversion Account - Police Services Board
922 2nd Avenue West
Owen Sound, Ontario
N4K 4M7

Balance Sheet as at September 30, 2022

Assets

Royal Bank	\$871,519.64
GIC	\$0.00
Accounts Receivable	\$0.00

Total Assets	<u>871,519.64</u>
---------------------	--------------------------

Liabilities

Due to City	604,468.52
Paid to City	(196,884.55)
Current HST Reported Monthly to City	45,995.14
HST Collected	5,316.03

<i>Total Liabilities</i>	<u>458,895.14</u>
--------------------------	-------------------

<i>HST Payable</i>	-
--------------------	---

Equity

Beginning Retained Earnings	9,534.48
Transfer to reserve	
Income	403,090.02

<i>Ending Retained Earnings</i>	<u>412,624.50</u>
---------------------------------	-------------------

Total Liabilities and Equity	<u>871,519.64</u>
-------------------------------------	--------------------------

Diversion Account - Police Services Board
922 2nd Avenue West
Owen Sound, Ontario
N4K 4M7

Income Statement for the Month Ended September 2022

	<u>Current Month</u>	<u>Year to date</u>
Revenues		
CPIC	40,892.42	394,700.90
Compliance Inspection	-	700.00
Vehicle Release	40.00	370.00
Interest Income	1,834.21	6,307.58
Auction	-	1,146.07
History Book Sales	-	-
Hero Bear Sales	-	-
Found Cash	-	-
Bottle Refund	-	-
	<u>42,766.63</u>	<u>403,224.55</u>
Expenses		
Bank Charges	14.25	134.53
Donation	-	-
Office supplies	-	-
	<u>14.25</u>	<u>134.53</u>
Net income	<u><u>42,752.38</u></u>	<u><u>403,090.02</u></u>

HST collected in September 2022

5,316.03

OWEN SOUND POLICE SERVICES

PAYMENT OF ACCOUNTS

For the period September 1 - 30, 2022

Detailed list available upon request

	<u>AMOUNT</u>
DEPARTMENT 3000 (Board)	\$ -
DEPARTMENT 3100 (Officers)	70,876.71
DEPARTMENT 3200 (Civilians)	2,123.24
DEPARTMENT 3300 (Court Security)	5,392.70
TOTAL EXPENSES	<u>\$ 78,392.65</u>



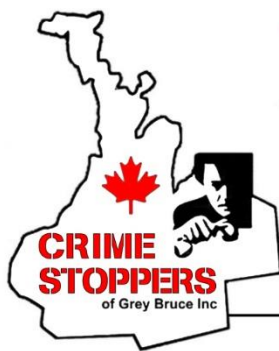
Report to the Board: Chief 's Activities September 2022

From: Chief C. Ambrose

Date: Tuesday October 4, 2022

- City Hall Flag Raising, Every Child Matters – 1 hour
- Grey Bruce Police Leaders Call – 1 hour
- Annual Leave & Stat Holidays (?) – 4.5 days
- City Hall COVID Meeting – 1 hour
- Axon Dems Meeting – 1 hour
- Housing & Homelessness Meeting – 1 hour
- OSPSB Labour Committee Meeting – 2.5 hours
- SOS Advisory Meeting for Urgent Care – 1 hour
- Meeting Library Tom Thomson Gallery – 1.5 hours
- Video Shoot OSPS Promotional Video – 3 hours
- Budget Preparation – 2 hours
- Dispatch Contracts – 2 hours
- Court Security Meeting – 1 hour
- Community Safety and Crime Prevention Committee Meeting – 2.5 hours
- OACP Zone 5 Meeting – 7.5 hours
- Georgian College Police Foundations Presentation – 2 hours

- Use of Force Training – 3.5 hours
- Woodstock Police Chief & Deputy Swearing in – 6 hours
- GBCFS Retirement Luncheon – 3 hours
- Immigrant Newcomers Night at OSPS – 2 hours
- Police Hospital Transition/Transition of Care Meeting – 1 hour
- Policy and Procedure Review – 10 hours
- CSWBP Advisory Committee – 1.5 hours
- Cultural Mindfulness Training – 1 day, 5 hours
- Truth & Reconciliation Day – 2.5 hours



Crime Stoppers of Grey Bruce Inc.

P.O. Box 1119, Owen Sound, Ontario N4K 6K6

1-800-222-TIPS (8477)

Submit a Secure Web-Tip at cstip.ca or get the P3 Tips Mobile App

Phone: 519 371-6078

eMail: crimestopgb@bmts.com

Fax: 519 371-1275

Web: crimestop-gb.org



September 9, 2022

Owen Sound Police Services Board
922 Second Avenue West
Owen Sound ON N4K 4M7

Important notice regarding Crime Stoppers "Crime of the Week" Service.

Crime Stoppers of Grey Bruce will no longer accept Crime of the Week submissions from those municipalities who have not contributed funding to the program in the last 24 months. We regret we have had to take this action however budgetary restrictions have made this necessary.

It will solely be the Crime of the Week advertising that will be unavailable to your municipality. We will continue to accept tips relating to your municipality in the same professional manner as we have for 35 years throughout Grey and Bruce. We will continue with our work that has resulted in over \$49.8 MILLION DOLLARS in drugs seized, \$4.5 MILLION in cash and property recovered, 2,387 charges laid, and 110 illegal weapons removed from the streets of Grey Bruce.

Over the past few years Crime Stoppers of Grey Bruce has approached each Municipal Council or Police Service Board to gain partial funding of the Crime Stoppers of Grey Bruce program in the amount of \$2,000 per municipality. As you know, Crime Stoppers is a registered charity. What you may not know is Crime Stoppers of Grey Bruce is rather unique in that we serve so many different municipal partners.

In most Crime Stoppers programs staffing costs are paid for by the Police Service Boards using the program. Guelph Wellington Crime Stoppers for example has two staff members; one is paid by Guelph Police Service and the other by the Wellington OPP. In Grey Bruce all our costs (including tip payments) are covered from either fundraising or from the support of the municipalities who value our program enough to contribute financially.

To more focus the benefits of our program to those municipalities who have been supporters, Crime Stoppers of Grey Bruce has instituted new guidelines on the eligibility of Police Services/OPP to utilize our "Crime of the Week" feature.

Historically, this has been a very effective tool for generating leads in current unsolved cases as well as bringing attention to "cold cases". The Crime of the Week actively solicits Tips from the public for the featured incident using radio, print and online media. This tends to bring in an increase in Tips that often help the Police Services/OPP in their duties.

Of course, Crime Stoppers pays out a reward on tips that result in an arrest or the recovery of property or contraband, incurring additional costs to our program. Using the Crime of the Week in municipalities not supporting Crime Stoppers is akin to a taxpayer paying for police services in a neighbouring municipality.

It is our sincere hope that in the future there are funding changes that will allow us to return full services to your region. If you have any questions, please feel free to contact the undersigned.

Regards,

Peter Reid

Chairperson

Crime Stoppers of Grey Bruce Inc.

Office 519-371-6078

Direct Cell 519-374-4111

OSPSB 2023 Meeting Dates

All OPSB meetings will start at 9:00 a.m. at the Owen Sound Police Station

January 25, 2023

February 22, 2023

March 29, 2023

April 26, 2023

May 31, 2023

June 28, 2023

September 27, 2023

October 25, 2023

November 29, 2023

December 20, 2023