








































# 2023 Capital Report Card

Legend	
	Not Started
	In Progress; on time, on budget
	In Progress; variance from budget or schedule
	Significant delays in schedule or budget variance
	Completed or Substantially Completed
	Cancelled

	PROJECT ID	DIVISION	PROJECT NAME	BUDGET
	22D.74	Cemetery	Greenwood Cemetery Chapel Renovation	\$ 585,000
	23D.60	Cemetery	Mausoleum Re-pointing	\$ 25,000
	23D.61	Cemetery	Cemetery waste and recycling	\$ 10,000
		Cemetery	Cemetery Chapel Design	\$ 20,000
	21C.4	Downtown	Street Greening Initiative	\$ 10,000
	22C.1	Downtown	Replace/Install New Streetlights	\$ 100,000
	22C.2	Downtown	DRP Phase 2 - 1st Ave E (900 Block)	\$ 1,876,000
	22C.5	Downtown	River District Waste Receptacles	\$ 12,000
	22C.6	Downtown	River District Tree Grates	\$ 10,000
		Engineering	16th St E - Phase 2 - 16Th Ave E To 18Th Ave E - In House Eng	\$ -
	17P.5	Engineering	Brooke Basin Master Plan Completion	\$ -
	19P.20	Engineering	3rd Ave East - Sanitary Sewer Relocation - 1800 Block	\$ 5,000
	19P.21	Engineering	Auto Repair Shop Development - 23Rd St E	\$ 15,000
	21P.10	Engineering	16th St E - 16Th Ave E To 18Th Ave E - Phase 2	\$ 15,000
	21P.5	Engineering	6th Ave W - 2100 Block - Culvert 9C Replacement	\$ 800,000
	22P.20	Engineering	22Nd St W - 4Th Ave W To Cul-De-Sac - Curb And Gutter	\$ 60,000
	22P.21	Engineering	25Th St 'A' E Storm Sewer Upgrading-Diversion	\$ 137,000
	22P.4	Engineering	East Bayshore Rd/Gr 15 - 3Rd Ave E Northerly To Ebs Sps	\$ 5,970,000
	22P.4	Engineering	East Bayshore Rd/Gr 15 - 3Rd Ave E Northerly To Ebs Sps	\$ 100,000
	22P.4	Engineering	East Bayshore Rd/Gr 15 - 3Rd Ave E Northerly To Ebs Sps	\$ 5,000
	22P.7	Engineering	9th Ave E - Superior St To 10Th St E Reconstruction	\$ 270,000
	22P.8	Engineering	Alpha Street Reconstruction - 6Th Ave W To 9Th Ave W	\$ 5,100,000
	22P.8	Engineering	Alpha Street Reconstruction - 6Th Ave W To 9Th Ave W	\$ 500,000
	23P.	Engineering	East Bayshore Road - 28Th St E Storm Water Outlet	\$ -
	23P.1	Engineering	Asphalt & Concrete Replacement	\$ 800,000
	23P.10	Engineering	15Th Street 'B' East Sidewalk - 15Th St 'A' E To Keeling Condo	\$ 260,000
	23P.11	Engineering	4Th Ave W - Traffic Control & Pedestrian Safety Improvements	\$ 35,000
	23P.20	Engineering	Master Swm Plan And Drainage Study	\$ 100,000
	23P.25	Engineering	22nd Ave E Construction	\$ 1,000,000
	23P.4	Engineering	9th Ave E - 6Th St E To 8Th St E - Looping Watermain	\$ 1,000,000
	23P.40	Engineering	Telfer Creek Development Support	\$ 510,000
	23Q.1	Engineering	Replace/Install New Streetlights - Conventional	\$ 32,000
	23Q.2	Engineering	Vehicle Detection Installation (Wireless Traffic Sensors)	\$ 26,000
	23Q.3	Engineering	New Accessible Pedestrian Signals (Aps)	\$ 26,000
	EP	Engineering	Emergency Purchase - 2Nd Ave. E. (1000 Block) Ped Crossing	\$ -

# 2023 Capital Report Card

Legend	
	Not Started
	In Progress; on time, on budget
	In Progress; variance from budget or schedule
	Significant delays in schedule or budget variance
	Completed or Substantially Completed
	Cancelled

	PROJECT ID	DIVISION	PROJECT NAME	BUDGET
	21R.1	Environmental	Transit Consultant/Study	\$ -
	22S.1	Environmental	Genoe Landfill Collection System	\$ 30,000
	22S.2	Environmental	Waste Management Study	\$ 37,935
	23S.1	Environmental	Green Bin Feasibility	\$ 50,000
	22I.1	Facilities	Compressor Replacement	\$ 30,000
	22J.2	Facilities	OSPS Facility Audit	\$ 45,000
	22J.3	Facilities	OSPS Server Room Clean Agent System Replacement	\$ 40,000
	22M.40	Facilities	TTAG AHU-1 Replacement	\$ 225,000
	22M.42-1	Facilities	TTAG Upgrades - Elevator Replacement	\$ 300,000
	22M.42-2	Facilities	TTAG Upgrades - Front Entrance Accessibility Improvements	\$ 200,000
	22M.42-3	Facilities	TTAG Upgrades - Outdoor Sign Replacement	\$ 20,000
	22M.43	Facilities	TTAG Expansion Consultation	\$ 20,000
	22V.2	Facilities	Library Entrance Door and Glass Replacement	\$ 50,000
	23H.1	Facilities	Unit Heater Replacement	\$ 10,000
	23H.11	Facilities	Ice Resurfacer	\$ 120,000
	23H.12	Facilities	North Hall Rubber Floor	\$ 30,000
	23H.3	Facilities	Bayshore Windows and Doors Replacement	\$ 30,000
	23H.5 & 23H.6	Facilities	Concession Washroom Floor, Sink, Toilet, Counter Replacement	\$ 20,000
	23H.7	Facilities	Christie Hare Room Wallpaper	\$ 15,000
	23H.8	Facilities	Dehumidifier Replacement	\$ 300,000
	23I.2	Facilities	Floor Scrubber Replacement	\$ 15,000
	23J.1	Facilities	OSPS Boiler System Flush and Clean	\$ 20,000
	23J.2	Facilities	OSPS Electrical Main Switchboard Replacement	\$ 75,000
	23J.3	Facilities	OSPS Exhaust Fan Replacement	\$ 10,000
	23J.4	Facilities	OSPS Exterior Masonry Repairs or Solution	\$ 100,000
	23J.5	Facilities	OSPS Overhead Door Replacement	\$ 7,000
	23J.6	Facilities	OSPS Sections 4, 5 and 6 Roof Replacement	\$ 65,000
	23J.8	Facilities	OSPS Window and Door Replacement	\$ 25,000
	23K.1	Facilities	Owen Sound Animal Shelter Upgrades	\$ 54,000
	23M.10	Facilities	BBM Front Steps, Verandah, Railing and Facia Repairs	\$ 80,000
	23M.11	Facilities	BBM Interior Rehabilitation	\$ 15,000
	23M.2	Facilities	General Facilities Bottle Fill Stations	\$ 10,000
	23M.40	Facilities	TTAG BAS EXPANSION	\$ 75,000
	23M.41	Facilities	TTAG OVERHEAD DOOR	\$ 10,000
	23M.42	Facilities	TTAG feasibility study	\$ -

# 2023 Capital Report Card

Legend	
	Not Started
	In Progress; on time, on budget
	In Progress; variance from budget or schedule
	Significant delays in schedule or budget variance
	Completed or Substantially Completed
	Cancelled







	PROJECT ID	DIVISION	PROJECT NAME	BUDGET
	23M.5	Facilities	McQuay Tannery Roof Replacement	\$ 65,000
	24H.8	Facilities	Rutherford Hall Washroom Floor Replacement	\$ -
	24H.9	Facilities	Rutherford Hall Washroom Sink, Toilets, Counter Replacement	\$ -
	24M.15	Facilities	Emergency Purchase - HWH Replacement	\$ -
	24M.15	Facilities	Boiler Replacement	\$ -
		Facilities	Bayshore Zamboni Tanks	\$ -
		Facilities	OSPS Dispatch Upgrade Project	\$ -
		Facilities	MAGNETIC LOCKS	\$ 8,000
		Facilities	FACILITY ASSESSMENTS	\$ 125,000
		Facilities	City Hall Flag Pole	\$ 8,000
	22U.1	Fire	Equipment and Bunker Gear	\$ 28,000
	23U.10	Fire	Apparatus Bay Concrete Floor Repair	\$ 55,000
	23U.11	Fire	Overhead Door Replacement	\$ 45,000
	23U.12	Fire	Firehall Needs Assessment	\$ 15,000
	23U.13	Fire	Fire Station Window and Door Replacement	\$ 150,000
	23U.14	Fire	Fire Station Steel Siding Replacement	\$ 50,000
	23U.15	Fire	Flooring Repair and Replacement	\$ 25,000
	23U.4	Fire	Bunker Gear Washer	\$ 8,000
	23U.5	Fire	Thermal Imaging Camera	\$ 13,000
	22B.2	General Governance	Service Review	\$ 100,000
	22B.4	General Governance	Pay Equity and Market Review	\$ 5,000
	23B.2	General Governance	Business Planning Tool	\$ 25,000
	23B.3	General Governance	Strategic Plan 2050 Vision	\$ 100,000
	23B.5	General Governance	DC Background Study	\$ 30,000
	22A.2	IT	Video Surveillance	\$ 11,000
	23A.1-4	IT	Replace Staff Cell Phones	\$ 6,400
	23A.1-6	IT	Meeting Room Equipment	\$ 5,000
	23A.3	IT	Firewalls	\$ 14,000
	23A.5	IT	Virtual Services	\$ 50,000
	23A.6	IT	Software Transformation	\$ 250,000

# 2023 Capital Report Card

Legend	
	Not Started
	In Progress; on time, on budget
	In Progress; variance from budget or schedule
	Significant delays in schedule or budget variance
	Completed or Substantially Completed
	Cancelled

	PROJECT ID	DIVISION	PROJECT NAME	BUDGET
	21D.30	Parks	Kelso Trail Completion	\$ -
	21D.38	Parks	St George's Backstop Replacement	\$ 15,400
	21D.45	Parks	East Side Trail Completion	\$ -
	22D.1	Parks	Weaver's Creek Boardwalk Replacement	\$ 50,000
	22D.11	Parks	Campground Kitchen Cabin Conversion	\$ -
	22D.2	Parks	Harrison Park Campground Access Gates	\$ 15,000
	22D.21	Parks	Kelso Beach Electrical Upgrades	\$ -
	22D.3	Parks	Harrison Park Seniors' Centre Foundation	\$ -
	22D.42	Parks	Inner Harbour Lighting Repair and Replacement	\$ 25,000
	22D.43	Parks	Manitoba Lighting Replacement	\$ 20,000
	22D.55	Parks	Tom Williams Scoreboard	\$ 20,000
	22D.58	Parks	Victoria Park Athletic Track Renewal	\$ 10,000
	23D.10	Parks	HP Campground Laundry Roof Replacement	\$ 35,000
	23D.11	Parks	HP Campground Ponderosa Roof Replacement	\$ 25,000
	23D.12	Parks	HP Campground Washroom 3 Roof Replacement	\$ 15,000
	23D.13	Parks	Tree Inventory	\$ 50,000
	23D.14	Parks	Commemorative Forest Central Monument	\$ 20,000
	23D.15	Parks	HP Pool Change House Shower Tile Replacement	\$ 10,000
	23D.21	Parks	Kelso Shade Sails	\$ 115,000
	23D.23	Parks	Kelso Main Stage Pavillion	\$ 57,500
	23D.25	Parks	Gitche Namewikwedong Flagpole	\$ 8,000
	23D.30	Parks	St. George's Portable Washroom	\$ 55,000
	23D.4	Parks	HP Workshop Overhead Door Replacement	\$ 20,000
	23D.45	Parks	Soccer Complex Drainage	\$ 20,000
	23D.47	Parks	Sportsfield Waste and Recycling - Multi	\$ 60,000
	23D.48	Parks	Duncan McLellan Park Equipment Shed	\$ 10,000
	23D.5	Parks	Harrison Park Seniors' Centre Exterior Repairs and Painting	\$ 10,000
	23D.50	Parks	Tom Williams Waste and Recycling	\$ 10,000
	23D.57	Parks	Kiwanis Soccer Complex Bleachers	\$ 10,000
	23D.58	Parks	Kinsmen Field House Upgrades	\$ 20,000
	23D.7	Parks	HP Bandstand Interior Enhancements	\$ 10,000
		Parks	Harrison Park Master Plan Update	\$ 20,000
		Parks	Duncan Bleachers	\$ 12,500

# 2023 Capital Report Card

Legend	
	Not Started
	In Progress; on time, on budget
	In Progress; variance from budget or schedule
	Significant delays in schedule or budget variance
	Completed or Substantially Completed
	Cancelled

	PROJECT ID	DIVISION	PROJECT NAME	BUDGET
	22E.1	Planning	Planning Zoning Bylaw	\$ 35,000
	22E.2	Planning	Interpretive Plaque Refresh	\$ 75,000
	22E.3	Planning	Grandmother Sturgeon Plaque	\$ 7,500
	23E.3	Planning	Potter's Field Plaque	\$ 2,500
		Police	OS Police Dispatch Upgrade Project	\$ -
	160.4	Wastewater	Storm Water Separation Program	\$ 95,000
	180.1	Wastewater	Clarifier 1 And 2	\$ -
	180.3	Wastewater	Plc And Communications Upgrades	\$ 37,000
	200.2	Wastewater	Air Header Reconstruction	\$ 40,000
	210.1	Wastewater	Capital Reinvestment - (Sewer Lining And Inspection)	\$ 350,000
	210.2	Wastewater	Sydenham Crescent Sps Rehab	\$ -
	220.1	Wastewater	Clarifier Mech Maintenance	\$ 50,000
	220.10	Wastewater	4Th Ave W 28Th St W Sewer	\$ 100,000
	220.11	Wastewater	Private And Communal Services	\$ 40,000
	220.2	Wastewater	Scada	\$ 40,000
	220.3	Wastewater	Process Mech I/C Biogas Equipment	\$ 40,000
	220.4	Wastewater	Intermediate Bar Screens	\$ 1,880,000
	220.5	Wastewater	Waste Water Monitoring Grant - San Modelling	\$ 40,000
	220.6	Wastewater	Waste Water Monitoring Grant - Weather Gauge	\$ -
	220.7	Wastewater	Waste Water Monitoring Grant - Bypass Monitor	\$ 140,000
	230.1	Wastewater	Process Elec I/C Gas Detection	\$ 70,000
	230.2	Wastewater	Storage Tank Biosolids Cleanout	\$ 150,000
	230.5	Wastewater	Cybersecurity/Vulnerability Study	\$ 20,000
	230.6	Wastewater	Cli Approval Requirements	\$ 30,000
		Wastewater	WWTP Site Building Rehab	\$ 20,000

# 2023 Capital Report Card

Legend	
	Not Started
	In Progress; on time, on budget
	In Progress; variance from budget or schedule
	Significant delays in schedule or budget variance
	Completed or Substantially Completed
	Cancelled

	PROJECT ID	DIVISION	PROJECT NAME	BUDGET
	21N.10	Water	Trunk Main and Valve Chamber Maintenance	\$ 305,000
	22N.1	Water	Cross Connection Control Program	\$ 557,350
	22N.10	Water	Wtp - Scada Upgrade	\$ -
	22N.11	Water	OLD SPRING DECOMMISSIONING	\$ 19,000
	22N.2	Water	Cathodic Protection Rehab	\$ 240,000
	22N.3	Water	3rd Ave E Development Project	\$ 200,000
	22N.4	Water	WTP - Filter Refurbishment (icip green)	\$ 5,135,000
	23N.2	Water	2nd Ave East To 1St St E Watermain Replacement	\$ -
	23N.20	Water	Walking Beam Flocculator Emergency Replacement	\$ 600,000
	23N.3	Water	Ultraviolet Lights Replacement	\$ 640,000
	23N.4	Water	Water Distribution New Valve Chambers	\$ -
	23N.5	Water	Leak Detection Survey	\$ 10,000
	23N.5	Water	Watermain Capital Reinvestment In Support Of Paving	\$ 100,000
	23N.7	Water	Spring Pressure Zone Phase Out	\$ 24,000
		Water	Water Meter Replacement	\$ 25,000
		Water	Cybersecurity Study	\$ 20,000
		Water	Facility Transformer	\$ 20,000
		Water	Industrial Pump 3 Replacement	\$ 100,000
	23N.21	Water	Hydraulic Lift	\$ 30,000

# 2023 Capital Report Card

